




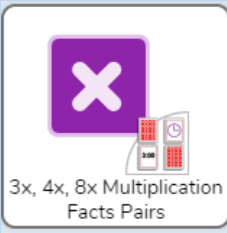





## Home Learning: 10<sup>th</sup> October 2022

<u>Spelling/Phonics</u>		<u>Time to spend on activity</u>
<b>Spelling</b> <b>On purple Mash</b>	<b>Purple Mash Spelling.</b> Complete the spelling games on Purple Mash. Say the words, clap the syllables, and then use your phonic knowledge.	
<b>TT Rockstars</b>	<a href="https://play.ttrockstars.com/auth/school/student/3889">https://play.ttrockstars.com/auth/school/student/3889</a>  <b>Please spend 10 Minutes on TT Rockstars Daily!</b> <b>Complete 5 soundchecks daily too!</b> <b>Thank you</b>	10 Minutes Daily
<b>Reading:</b>    	<b>myON</b> Long ago, soldiers from Greece and Troy battled in a deadly war that began over a woman's love and ended with the infamous Trojan Horse. Discover how warriors such as Achilles and Hector became legends in the Trojan War.  <b>PLEASE READ FOR PLEASURE FOR 15 MINUTES DAILY ON MYON.</b>  <b>Accelerated reader:</b> Login to Accelerated Reader to take a quiz <a href="https://ukhosted13.renlearn.co.uk/6013217">https://ukhosted13.renlearn.co.uk/6013217</a>  	
<b>English</b>		
<b>PurpleMash</b>	<b>L.O. - To create a persuasive poster</b>   <b>2Do: Litter Poster</b>  Combine persuasive words and images to convince the reader not to drop litter.	
<b>Maths</b>		
<b>PurpleMash</b>	<b>Starter – Fluent in five - times table – work on the 6 and 7 times tables</b> <a href="#">Hit the Button - Quick fire maths practise for 6-11 year olds (topmarks.co.uk)</a>  <b>LO- To multiply 3x, 4x and 8x</b>     <b>NOW PRACTISE TT ROCKSTARS!</b>	

## Foundation Subjects

<p>Topic – Ancient Greeks</p>	<p><b>L.O. - To learn about Greek clothing.</b></p> <div data-bbox="475 185 1254 436">  <p><b>2Do: Ancient Greek Clothing</b></p> <p>Write about ancient Greek clothes.</p> </div> <ul style="list-style-type: none"> <li>• Click here for more information.</li> <li>• <a href="https://www.bbc.co.uk/bitesize/topics/z87tn39/articles/zdq3bqt">https://www.bbc.co.uk/bitesize/topics/z87tn39/articles/zdq3bqt</a></li> </ul> <p>Research Greek clothing Did you know?</p> <div data-bbox="392 622 1273 719"> <p>Ancient Greek women and men wore similar clothing. Clothing normally consisted of a single piece called a chiton. The chiton cloth was cut in two and fastened at intervals from the back to the neck. It originated from an area of Greece called Ionia. The chiton was normally white and sometimes had a pattern.</p> </div> <div data-bbox="392 768 1110 797"> <p>Over the top of the chiton they would sometimes wear a cloak called a himation.</p> </div> <div data-bbox="392 844 1254 873"> <p>Slaves wore different clothes to everyone else so that people would know that they were slaves.</p> </div> <div data-bbox="392 920 1273 949"> <p>No clothes from the time survive. We know about what the Greeks wore from accounts in stories and art.</p> </div> <p>Now make a poster.</p>	
<p><b><u>On-going project-</u></b> <b><u>The Ancient Greeks</u></b></p>	<p>Hello Everyone in Year 4, Please get creative and bring us some Ancient Greek crafts for our classroom display. We cannot wait to see what you can make for us!</p> <div data-bbox="379 1211 1155 1420">  </div>	<p><b><u>Ongoing</u></b></p> <p><b><u>Take your time and do it well.</u></b></p> <p><b><u>Will Mrs Glynn Tweet your art work?</u></b></p>

Don't forget- we love seeing any of your home learning so you can always take a photo and upload it on Purple Mash.

Thank you

Mrs Tomlinson, Mrs Corcoran and Mr Rahman