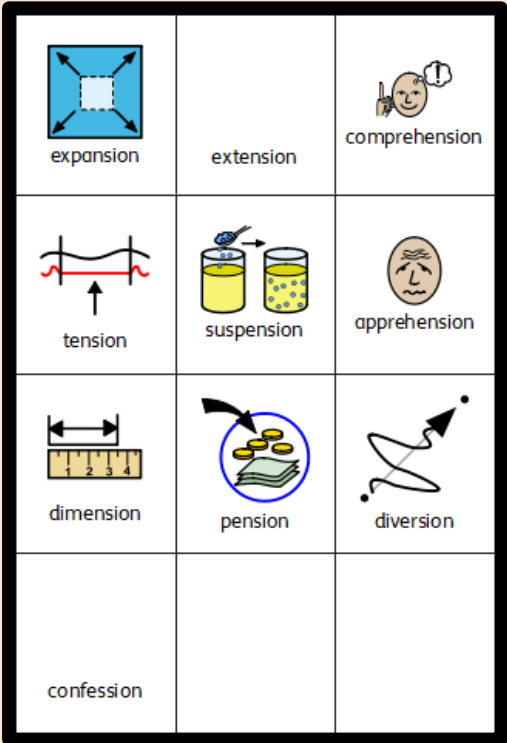


## Home Learning Year 3 Wb: 1.3.21

English		Completed by...
Spelling:	<div style="border: 2px solid black; padding: 10px; text-align: center;">  </div>	Daily
Reading:	<p style="background-color: yellow;">PLEASE COMPLETE THE 'star reader' test on ACCELERATED READING this week.</p> <p>Log into your MYON account daily and read the set texts daily. Leave your teachers a review once you finish a book to say if you enjoyed it and if you would recommend it to a classmate.  <a href="https://www.myon.co.uk/login/index.html?logoutReason=10&amp;returnTo=%2Flibrary%2Fsearch.html">https://www.myon.co.uk/login/index.html?logoutReason=10&amp;returnTo=%2Flibrary%2Fsearch.html</a></p> <p>MyON – Books will be added daily. Please quiz on your MyON book too.</p> <p><b>Read your reading book every day/night for at least 15 minutes</b> and make a list of any words you are not sure about. You can quiz on your school book on the AR website.</p>	Daily
Writing:	<p style="text-align: center;"><b><u>LITERACY – Until I Met Dudley</u></b></p> <p><u>Watch the clip and listen to the story of 'Until I Met Dudley'</u></p> <p><b>Monday</b></p> <p><b>Learning Objective :</b> To explain what an object does. – <b>COMPLETE THE PURPLE MASH TASK or ON PAPER (take a photo and upload work).</b></p> <p>Watch and listen to the clip of the story 'Until I Met Dudley'. Use the steps in the success criteria to complete the task.</p> <p><b>Success Criteria</b></p> <ol style="list-style-type: none"> <li>1. Watch and listen to the story.</li> <li>2. Choose one of the kitchen items to explain, <i>for example the toaster.</i></li> <li>3. Draw a picture of your object, <i>for example the toaster.</i></li> <li>4. Write a few sentences about what it does, <i>for example the toaster ;</i>  <b>The toaster is used to warm bread up.</b>  <b>You can eat warm bread when it is ready.</b>  <b>People use it to make breakfast.</b></li> </ol>	Daily

**Challenge**

Can you come up with your own invention and explain how and what it would be used for?

**Tuesday**

**Learning Objective :** To identify features of an explanation – COMPLETE THE PURPLE MASH TASK or ON PAPER (take a photo and upload work).

Watch and listen to the clip of the story 'Until I Met Dudley'. Use the steps in the success criteria to complete the task.

**Success Criteria**

1. Look again at the dishwasher page – how many features of an explanation text can you find. Write them down.
2. Give examples of the features you have found.

**Wednesday**

**Learning Objective :** To use time connectives. – COMPLETE THE PURPLE MASH TASK or ON PAPER (take a photo and upload work).

Create 5 sentences about how the dishwasher works using time connectives.

**Success Criteria**

1. First
2. Next
3. Then
4. Before
5. Now
6. When
7. Once

**Thursday**


**Learning Objective :** To use chronological order. – COMPLETE THE PURPLE MASH TASK or ON PAPER (take a photo and upload work).


Watch and listen to the clip of the story 'Until I Met Dudley'. Use the steps in the success criteria to complete the task.








Write out in simple words/sentences how a dishwasher works in chronological order

**Success Criteria**

1. To use the correct order.
2. Use numbered steps.
3. Use time connectives.

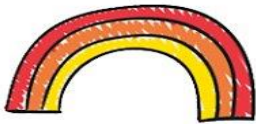
	<p><b>Friday</b></p> <p><b>Learning Objective :</b> To use present tense. – <b>COMPLETE THE PURPLE MASH TASK or ON PAPER (take a photo and upload work).</b></p> <p>Watch and listen to the clip of the story 'Until I Met Dudley'. Use the steps in the success criteria to complete the task.</p> <p>Using this week's learning so far - change past tense explanations into the present tense.</p> <p><b>Success Criteria</b></p> <ul style="list-style-type: none"> <li>• I understand the term tense</li> <li>• To define past and present tense</li> <li>• To recognize present tense verbs</li> </ul> <p>➤ Have</p> <p>➤ Has</p> <p>➤ Been</p>	
<u>Handwriting</u>	<div>  <p><b>Best Sitting Position</b></p> <p>Please practise your joining. Use the spellings above so you can spell all of them correctly and joined up.</p> <p><a href="https://teachhandwriting.co.uk/handwriting-warm-up-exercises.html">https://teachhandwriting.co.uk/handwriting-warm-up-exercises.html</a></p> <p>← Remember how to sit</p> </div>	Daily
<u>Maths</u>		
<u>Maths</u>	<p>TTRockstars – who will win the battle? Class 7 or Class 8?</p> <p><b>Challenge - How green can you get your heat mat?</b> Just 5 minutes a day can make a big difference. <b>Complete the garage set tasks.</b></p> <p><a href="https://play.ttrockstars.com">https://play.ttrockstars.com</a></p> <p>Fluent in Five this Half Term. Practise these – can you quiz the adults in your house on these? Can they quiz you?</p> <p>50 + 70 = 120</p> <p>50 + 80 = 130</p> <p>50 + 90 = 140</p> <p>60 + 80 = 140</p> <p>60 + 90 = 150</p> <p>70 + 90 = 160</p>	Daily

	<p>Check Purple Mash. New activities will be added daily.</p> <p>Counting in 4s Number jacks = <a href="https://www.youtube.com/watch?v=4SXctAyxZf0">https://www.youtube.com/watch?v=4SXctAyxZf0</a>  Counting in 8's = <a href="https://www.youtube.com/watch?v=z_BJjR9rdwA">https://www.youtube.com/watch?v=z_BJjR9rdwA</a></p> <p><b>Monday</b>  <b>Learning Objective</b> - Turns - Answer the questions about turns. - <b>COMPLETE THE PURPLE MASH TASK.</b>  <b>Success Criteria</b>  1. Read the question  2. Click on the correct answer.</p> <p><b>Tuesday</b>  <b>Learning Objective</b> - Use turns to navigate the castle - <b>COMPLETE THE PURPLE MASH TASK.</b>  <b>Success Criteria</b>  1. Use the arrows on the keyboard to navigate round the map.</p> <p><b>Wednesday</b>  <b>Learning Objective</b> - Turns - Answer the questions about turns. - <b>COMPLETE THE PURPLE MASH TASK.</b>  <b>Success Criteria</b>  1. Read the question  2. Click on the correct answer.</p> <p><b>Thursday</b>  <b>Learning Objective</b> - Give simple instructions, learn directions and explore simple logo. - <b>COMPLETE THE PURPLE MASH TASK.</b></p> <p><b>Friday</b>  <b>Learning Objective</b> - Answer these questions about sorting 2D and 3D shapes. - <b>COMPLETE THE PURPLE MASH TASK.</b>  <b>Success Criteria</b>  1. Read the question  2. Click on the correct answer.</p>	
<b>Curriculum</b>		
<p><b>P.E</b></p> 	<p>It really is so important for your physical and mental health to keep moving.</p> <p>Join Joe Wicks for PE with Joe - you can do this every day on YouTube. We will be doing it in school and when we are at home. Let's see if we can get fitter in Lockdown!</p> <p>For a Five Minute workout click here <a href="https://www.youtube.com/watch?v=d3LPrhIOv-w">https://www.youtube.com/watch?v=d3LPrhIOv-w</a>  For a longer workout click here <a href="https://www.youtube.com/watch?v=tSi2ix1i180">https://www.youtube.com/watch?v=tSi2ix1i180</a></p> <p>You can let us know on Purple Mash when you have done it.</p>	


<p><u>PSHE</u></p> 	<p>Have a go at the YOGABUS. These are videos of yoga and relaxation. You can do them with the whole family if you are learning from home. Below is the link and password. Enjoy!</p> <p>Website link = <a href="https://vimeo.com/showcase/7488612">https://vimeo.com/showcase/7488612</a>          Password = schoolbugs321*</p>	
<p><u>Science – What happens as a plant grows.</u></p> 	<p>Our learning this term is about 'Life cycle of plants'.</p> <p><b>TASK</b>          Can you describe what happens as a plant grows? <b>Complete the PURPLE MASH activity:</b></p> 	
<p><u>Science – Life cycle of a plant.</u></p> 	<p>Our learning this term is about 'Life cycle of plants'.</p> <p><b>TASK</b>          Can you describe what happens as a plant grows? <b>Complete the PURPLE MASH activity:</b></p> 	
<p><u>French – family members</u></p> 	<p>Our learning this term is about 'Family'.</p> <p><b>TASK</b>          Can you match the correct words? <b>Complete the PURPLE MASH activity:</b></p> 	

# Children's Mental Health

## Self-Care & Mental Health for Kids



Share your own feelings to encourage self-awareness.



Set aside time for low-stress or solo activities.



Find social groups that help them feel like they belong.



Focus on articulating feelings.

"I am angry."  
"I am sad."

Encourage journaling and diaries.

Encourage your child to focus on the moment.



Practice self-care for yourself to set the standard.



Establish a self-care routine.



Recognize toxic stress events.

BlessingManifesting

Cultivate interests and hobbies.

Home learning to be completed each day, so your teacher can respond to your work. Thank you the Year 3 team