

## English

Completed  
by...

### Spelling/Phonics:


Please keep re-capping and practicing the **phase 2 and phase 3** and the taught **phase 4** sounds with your children using the sound mats provided. This week we would love you to log onto Purple Mash and work on the phonic sounds below.



Practice the phonics sounds set on Purple Mash.

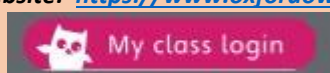
### Reading:

Remember to read your reading book with a family member at least **3 times throughout** the week. Try re-telling the story to check if your child has understood what has happened in the story and see if they can remember any characters. This week we would love you to log onto the Oxford owl reading website to **access the book shown below**:



Use the link below to access the website: <https://www.oxfordowl.co.uk/>

Click on the 'My class Login' button



Then, enter the details below for BOTH Class 3 and Class 4:


My Class name: **class3\_GH**

Password: **Greenhill1**

After you have read the book, have a go at the two activities linked to the book at the top of the page.

<p><b>Writing:</b></p>	<p>This week in Literacy we have been writing <b>a setting description</b> linked to the Great Fire of London. Log onto <b>purple mash</b> and take a look at the <b>setting picture provided</b>. Using lots of different adjectives and <b>WOW words</b>, Write a setting description for the photo shown:</p> <div data-bbox="639 651 1082 922" data-label="Image"> </div> <p>Remember to watch the Literacy Home learning Teacher video first to help you with this task.</p>	
<p><b>Maths:</b></p>		
<p><b>Maths</b></p>	<p>Please continue to practise your 2, 5 and 10 times tables. Have a go at listening to the timetables songs below <b>OR</b> you can practice them at home - writing out your 2's and your 10's on a piece of paper. Use the videos below to help practise the tables.</p> <p><a href="https://www.youtube.com/watch?v=3yf3xgE8wMc">https://www.youtube.com/watch?v=3yf3xgE8wMc</a> - 2 Times table's song.</p> <p><a href="https://www.youtube.com/watch?v=dYaphiY8RLY">https://www.youtube.com/watch?v=dYaphiY8RLY</a> – 10 Times table's song.</p> <p><a href="https://www.youtube.com/watch?v=2KyDZ7f1RfE">https://www.youtube.com/watch?v=2KyDZ7f1RfE</a> – 5 times table's song.</p> <p>For this week's maths home learning we would like for you to <b>re-cap 'Time'</b>. We looked at time during the Autumn term focusing on o <b>'clock and half past</b>. Watch the <b>Maths teacher video</b> on purple mash before completing the 2 do's set.</p> <p>Help Mr Wolf to tell the time to <b>Half past and O'clock</b>. Remember to watch the <b>Maths Home learning teacher video</b> first to help you.</p> <div data-bbox="651 1626 1070 1870" data-label="Image"> </div>	
<p><b>Curriculum</b></p>		
<p><b>Science</b></p>	<p>This half term in Science we are looking at <b>plants</b>. We have been learning about <b>evergreen and deciduous trees</b>. We would love for you to do a little bit more research at home. Watch the video:</p> <p><a href="https://www.bbc.co.uk/teach/class-clips-video/science-ks1-ks2-ivys-plant-workshop-are-plants-the-same-all-year-round/zdvct39">https://www.bbc.co.uk/teach/class-clips-video/science-ks1-ks2-ivys-plant-workshop-are-plants-the-same-all-year-round/zdvct39</a></p>	

Then Using the purple mash 2do, test yourself to see if you can answer questions about and sort the deciduous and evergreen trees.



**On-going project- Geography**

Our new topic for next half term will be **The Great fire of London**. We will be looking at the history of the Great Fire, what London was like during this time and comparing this to modern day. We would love for you to do some research on The great fire of London. *Think about when did it happen? Where did the fire start? How long did it last for? What was different from now and then?*

End of half term




Produce a super piece of learning to show us what you have found out. This might be *a fact poster with pictures, Model tutor houses on fire, Drawing of The GFOL*. Be Imaginative – We can't wait to see what you come up with!

**Home Learning Year 1- WB: 8<sup>th</sup> March 2021**

***Home learning is handed out on a Monday to be completed throughout the week and should be handed in on Purple mash by Friday when your teachers will mark your learning.***

***Thank you Miss Hobson and Mrs Kausar***

Don't forget- we love seeing your home learning. You can always take a photo and email to school or tweet us! We are looking forward to seeing what you have been up to.



**Friday**



---

---

---

---

---

---

---

---

**Tuesday**



---

---

---

---

---

---

---

---