


Home Learning- Reception - WB: 5.04.21

<u>English</u>		<u>Completed by...</u>
<u>Phonics:</u>	<p>If you are in Miss Bradshaw or Miss Savage's phonics groups we would like you to watch the following videos on YouTube</p> <p>https://www.youtube.com/watch?v=bZ5XfHKJS_M&list=PLuGr6z2H2KNGLy2Tckcy8Kk8u10mXgcmi&index=7</p> <p>https://www.youtube.com/watch?v=bZ5XfHKJS_M&list=PLuGr6z2H2KNGLy2Tckcy8Kk8u10mXgcmi&index=7</p> <p>If you are in Miss Seddon or Mrs Ali's phonics groups we would like you to watch the following videos on YouTube</p> <p>https://www.youtube.com/watch?v=Zw25t2aJPuO&list=PLuGr6z2H2KNGLy2Tckcy8Kk8u10mXgcmi&index=40</p> <p>https://www.youtube.com/watch?v=Zw25t2aJPuO&list=PLuGr6z2H2KNGLy2Tckcy8Kk8u10mXgcmi&index=40</p>	
<u>Handwriting</u>	<p>Please watch the funky fingers video on seesaw. Each child has brought home a bag with a small amount of playdough for them to use to complete this activity.</p> 	
<u>Reading:</u>	<p>Please read with your child at least 3 times this week and when you have done this write in their yellow Reading Diary so your child can get stickers from their teacher to celebrate their great reading.</p> <p>Can you share your favourite book with a grown up at home?</p> <p>You can also read book on bug club.</p> <p>On this interactive site you will find books for your child to read linked to their current phonics phases and some fun activities. There is a parents section to show you how to help your child.</p> <p>Over the holidays can you read with your child at least 10 times?</p>	
<u>Writing:</u>	<p>Sunflower diary</p> <p>Over the next two weeks watch your sunflower to see if it grows. Draw a picture of what it looks like and then use your phonic knowledge to write a sentence to describe what it looks like.</p>	



My sunflower by



Day

Day

Day

Day

Maths

Maths



#MathsEveryoneCan



Go on a 3-D shape hunt around your house to collect lots of different shaped objects.

What do you notice about the shape of each object?
Look at the similarities and differences.
Now sort your objects into groups.



Can you talk about why you have sorted your objects in that way?
Is there a different way you can sort your objects?

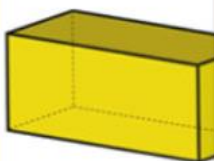
White Rose Maths

Last week we learnt about 3D shapes with the children, we would like you to go on a 3-D shape hunt around your home. The 4 3D shapes we learnt about last week are cuboid, cylinder, sphere and cone. Don't forget to send us pictures of what you find in your house and which 3D shape it is.

sphere



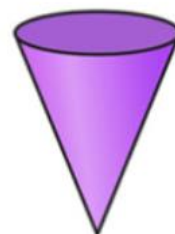
cuboid



cylinder



cone



Curriculum

On-going project



Growing a sunflower- your child will have come home with an envelope that has a sunflower seed inside. We would like you to plant the sunflower seed and then we are going to have a competition to see who can grow the tallest sunflower. Throughout the half term we would like you to send us pictures updating us on the progress.

Home learning to be completed at any time throughout the week. All activities are set on seesaw, once they are completed we would like you to send it back to us on seesaw. If you have any questions you can send us a message through the inbox. Thanks, Miss Savage and Miss Bradshaw