




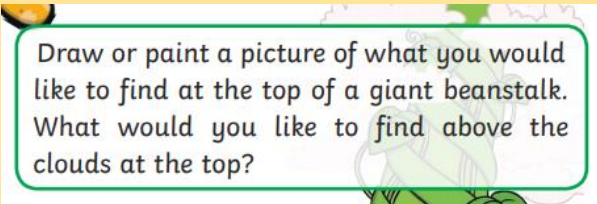


## Home Learning- Reception - WB: 10.05.21

<u>English</u>		<u>Completed by...</u>
<b><u>Phonics:</u></b>	<p>If your child is in Miss Savage or Miss Bradshaw's phonics groups play the video <a href="https://www.youtube.com/watch?v=HsyuBalkGj0&amp;list=PLuGr6z2H2KNHBEtnfCUosDI_VQdDuYNG_&amp;index=17">https://www.youtube.com/watch?v=HsyuBalkGj0&amp;list=PLuGr6z2H2KNHBEtnfCUosDI_VQdDuYNG_&amp;index=17</a> to practise the 'igh' trigraph</p> <p>If your child is in Miss Seddon or Mrs Ali's phonics groups play the video <a href="https://www.youtube.com/watch?v=jwGpOJpJW_o&amp;list=PLuGr6z2H2KNGLy2Tckcy8Kk8u10mXgcmi&amp;index=1">https://www.youtube.com/watch?v=jwGpOJpJW_o&amp;list=PLuGr6z2H2KNGLy2Tckcy8Kk8u10mXgcmi&amp;index=1</a> to practise sounds they already know.</p>	
<b><u>Reading:</u></b>	<p>As well as reading your child's reading book with them at least 3 times a week it is important that they also read a phonics book. For this week's learning please read the book 'Quick Quiz' which is set as an activity on seesaw.</p>  <p style="text-align: center;"><small>Written by Catherine Baker Illustrated by Neil Sutherland, Blue-Zoo and Tony Timmer</small></p>	
<b><u>Writing:</u></b>	 <p>This week we are having a special delivery. Ask your children about our wonder picture for this week.</p> <p>Get them to write a sentence about it, this sentence could be what they can see and the sentence would start 'I can see...' or it could be a wonder. This sentence would start with 'I wonder...'</p>	
<u>Maths</u>		
<b><u>Maths</u></b>	<p>This week in maths we would like the children to explore all the different ways they can make 10. Get a coat hanger and add ten pegs.</p> <p>How many can you see?</p> <p>Can you work out how many are hidden?</p> <p>Then use the ten frame and counters to add in how many they can see and then say how many are covered?</p>	

	<p>#MathsEveryoneCan</p> <p>Explore all the different ways you can make 10          You could make your own bead string or use 10 pegs on a coat hanger.          Ask a friend to hide an unknown number of the beads or pegs.</p>   <p>How many can you see?          Can you work out how many are hidden?          You could use the ten frame on the next page to help you.</p> <p>Virtual Home Maths</p>	
<b>Curriculum</b>		
<b>On-going project</b>	<p>We have 2 beanstalk challenges for you!</p> <div> <p>Can you create a tall magical beanstalk? You could use paint, crayons, paper, cardboard tubes or playdough. You could bring in your creations to share with the group or show us a picture or photo.</p>  </div> <div> <p>Draw or paint a picture of what you would like to find at the top of a giant beanstalk. What would you like to find above the clouds at the top?</p>  </div>	

Home learning to be completed at any time throughout the week. All activities are set on seesaw, once they are completed we would like you to send it back to us on seesaw. If you have any questions you can send us a message through the inbox. Thanks, Miss Savage and Miss Bradshaw