

# Year 1 Home learning WB 17<sup>th</sup> May 2021

## English

Completed  
by...

### Spelling/Phonics:

Please keep re-capping and practicing the **phase 2 and phase 3** and the taught **phase 4** sounds with your children using the sound mats provided. This week we would love you to log onto Purple Mash and work on the phonic sounds below.



Practice your phonic sounds using the purple mash 2do's set.


This week we will be focusing on the phase 4 / 5 digraphs 'bl' 'br' 'cl' and 'cr'

**Practice the phonics sounds set on Purple Mash.**

Sunday  
23<sup>rd</sup> May

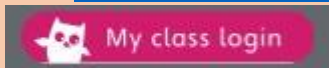
### Reading:

Remember to read your reading book with a family member at least **3 times throughout** the week. Try re-telling the story to check if your child has understood what has happened in the story and see if they can remember any characters.  
This week we would love you to log onto the Oxford owl reading website to **access the book shown below:**



Use the link below to access the website: <https://www.oxfordowl.co.uk/>

Click on the 'My class Login' button



Then, enter the details below for BOTH Class 3 and Class 4:

My Class name: **class3\_GH**  
Password: **Greenhill1**

Sunday  
23<sup>rd</sup> May

After you have read the book, have a go at the two activities linked to the book at the top of the page.

**Writing:**

This week in Literacy we have been writing **Diary entries for Paddington bear**. We have been exploring places that Paddington has been visiting around Great Britain. Research what people can do at Blackpool. Using the Purple Mash 2do below, write sentences about some of the interesting things you can do there.

Remember to use,

- *Adjectives*
- *Conjunctions*
- *Full stops*
- *Capital letters*

Sunday  
23<sup>rd</sup>  
May

Things you can do in Blackpool

	Write in here..
	
	
Write in here..	

If you went to Blackpool, what would you be able to do?  
Write sentences about all the things you could do.

**Maths:**

## Maths

Please continue to practise your 2, 5 and 10 times tables. Have a go at listening to the timetables songs below **OR** you can practice them at home - writing out your 2's and your 10's on a piece of paper. Use the videos below to help practise the tables.

<https://www.youtube.com/watch?v=3yf3xgE8wMc> - 2 Times table's song.

<https://www.youtube.com/watch?v=dYaphiY8RlY> – 10 Times table's song.

<https://www.youtube.com/watch?v=2KyDZ7f1RfE> – 5 times table's song.


Please **Log onto TT rock stars** and practice the times tables set. Remember we are always looking for our TT rock stars superstar each week! :

<https://play.ttrockstars.com/auth>

If you need a reminder of your login then please do not hesitate to ask your child's teacher.



In Maths this week we have been recapping our understanding of **Subtraction**. Complete the purple mash 2 do's to do subtraction sums using a number line.



Sunday  
23rd  
May

## Curriculum

## On-going project-History

Our new topic for next half term will be **Great Britain...NOW**. We will be looking at the geography of the country we live in, what countries make up Great Britain and looking at where we are in the world. You can help your child by talking to them about landmarks around Great Britain, places you may have visited as a family or looking at maps together

End of half  
term



For your topic home learning this half term. We would love for you to produce a super piece of learning to show us what you have found out. This might be *a fact poster all about Great Britain, A creative map showing the different places in Great Britain or even a 3D craft.* Be Imaginative – We can't wait to see what you come up with!

**Home Learning Year 1- WB17<sup>th</sup> MAY 2021**

***Home learning is set to do **Monday** to be completed throughout the week and should be handed in on Purple mash by **Sunday**.***

***Thank you Miss Hobson and Mrs Kausar***

Don't forget- we love seeing your home learning. You can always take a photo and email to school or tweet us! We are looking forward to seeing what you have been up to.