






Home Learning- Reception - WB: 24.05.21

<u>English</u>		<u>Completed by...</u>
Phonics:	<p>If your child is in Miss Savage or Miss Bradshaw's phonics groups play the video https://www.youtube.com/watch?v=HsyuBalkGj0&list=PLuGr6z2H2KNHBEtnfCUosDI_VQdDuYNG_&index=17 to practise the 'igh' trigraph</p> <p>If your child is in Miss Seddon or Mrs Ali's phonics groups play the video https://www.youtube.com/watch?v=jwGpOJpJW_o&list=PLuGr6z2H2KNGLy2Tckcy8Kk8u10mXgcmi&index=1 to practise sounds they already know.</p>	
Reading:	<p>As well as reading your child's reading book with them at least 3 times a week it is important that they also read a phonics book. For this week's learning please read the book 'Chick gets Lost' which is set as an activity on seesaw.</p> 	
Writing:	<p>This is the weeks Wonder picture. It is on Seesaw for you to have a good look at!</p>  <p>First can you say and write 2 I can see sentences. Remember to start saying and writing them with..... I can see.... Then can you think about something you would like to know about the picture and say and write a wonder sentence. Remember to start it..... I wonder..... Can you post a picture of your learning?</p>	
<u>Maths</u>		
Maths	<p>Watch the video of First Then Now week 3 Day 1 https://whiterosemaths.com/homelearning/early-years/first-then-now-week-3/</p> <p>The video is on Seesaw.</p> <p>Then complete the activity which is shown.</p>	

	<div>  #MathsEveryoneCan  </div> <p>Cut a rectangle in half diagonally to create two identical triangles. Try fitting the triangles together in different ways. How many new shapes can you make?</p> <div>  <div> <p>Can you make shapes with 3 sides? Can you make shapes with 4 sides?</p> </div> </div> <p>What would happen if you have 4 right-angled triangles? What new shapes can you make now?</p> <p>White Rose Maths</p> <p>Can you post a video of photo of your learning?</p>	
Curriculum		
<u>On-going project</u>	<p>Can you draw us a picture of how you celebrated Eid? Don't forget to label it with the people who you saw and the things you did. Can you send us a photo of your learning?</p>	

Home learning to be completed at any time throughout the week. All activities are set on seesaw, once they are completed we would like you to send it back to us on seesaw. If you have any questions you can send us a message through the inbox. Thanks, Miss Savage and Miss Bradshaw