
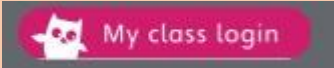


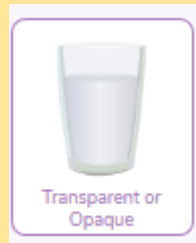
Year 1 Half term Home learning

| | <u>English</u> | <u>Completed by...</u> |
|--------------------------|--|-----------------------------|
| <u>Spelling/Phonics:</u> | <p>Please keep re-capping and practicing the phase 2 and phase 3 and the taught phase 4 sounds with your children using the sound mats provided. This week we would love you to log onto Purple Mash and work on the phonic sounds below.</p> <p>Practice your phonic sounds using the purple mash 2do's set.</p>  <p>This week we will be focusing on the phase 4 / 5 digraphs.</p> <p>Practice the phonics sounds set on Purple Mash.</p> | Monday 7 th June |
| <u>Reading:</u> | <p>Remember to read your reading book with a family member at least 3 times throughout the week. Try re-telling the story to check if your child has understood what has happened in the story and see if they can remember any characters.</p> <p>This week we would love you to log onto the Oxford owl reading website to access the book shown below:</p> <p>Use the link below to access the website: https://www.oxfordowl.co.uk/</p>  <p>Click on the 'My class Login' button</p> <p>Then, enter the details below for BOTH Class 3 and Class 4:</p> <p>My Class name: class3_GH Password: Greenhill1</p> <p>After you have read the book, have a go at the two activities linked to the book at the top of the page.</p> | Sunday 30 th May |

| | | |
|---------------------------------|--|---------------------------------------|
| <p><u>Writing:</u></p> | <p>For your half term literacy home learning we would love for you to practice your writing at home. Record a diary telling us all about what you did over the half term holiday. You can either record this on purple mash OR record your diary on paper at home and bring it in to show your teachers We can't wait to hear all about what you got up to this week..</p> | <p>Monday 7th June</p> |
| <p><u>Maths:</u></p> | | |
| <p><u>Maths</u></p> | <p>Please continue to practise your 2, 5 and 10 times tables. Have a go at listening to the timetables songs below OR you can practice them at home - writing out your 2's and your 10's on a piece of paper. Use the videos below to help practise the tables.</p> <p>https://www.youtube.com/watch?v=3yf3xgE8wMc - 2 Times table's song.</p> <p>https://www.youtube.com/watch?v=dYaphiY8RlY – 10 Times table's song.</p> <p>https://www.youtube.com/watch?v=2KyDZ7f1RfE – 5 times table's song.</p> <p>Please Log onto TT rock stars and practice the times tables set. Remember we are always looking for our TT rock stars superstar each week! :</p> <p>https://play.ttrockstars.com/auth</p> <p>If you need a reminder of your login then please do not hesitate to ask your child's teacher.</p> <div data-bbox="727 1142 879 1232" data-label="Image"> </div> <p>In Maths we would love for you to re-cap on your addition and subtraction, ready for our first week back.</p> <div data-bbox="616 1435 991 1659" data-label="Image"> </div> | <p>Monday 7th June</p> |
| <p><u>Curriculum</u></p> | | |

Science


For your half term science learning we would love for you to re-cap the work we have done this half term on everyday materials, sorting materials based on whether they are transparent or opaque.



On-going project- History

Our new topic for next half term will be **Castles and knights**. We will be looking at the the history of castles, why and how they were built, as well as looking at the role of knights years and years ago.

End of half term



For your topic home learning this half term, we would love for you to do a bit of research on castles and knights, finding out lots of information ready for our topic lessons in school. You can choose to showcase your learning in any way you choose. This could be creating your own 3D castle with labels, writing up a fact poster about a knight or simply drawing your own castle or knight. We can't wait to see what you come up with.

