

# Year 1 – Home learning WB 7<sup>th</sup> June 2021

	English	Completed by...
<b>Spelling/Phonics:</b>	<p>Please keep re-capping and practicing the <b>phase 2 and phase 3</b> and the taught <b>phase 4</b> sounds with your children using the sound mats provided. This week we would love you to log onto Purple Mash and work on the phonic sounds below.</p> <p>Practice your phonic sounds using the purple mash 2do's set.</p>  <p>This week we will be focusing on the phase 4 / 5 digraphs.</p> <p><b>Practice the phonics sounds set on Purple Mash.</b></p>	Sunday 13 <sup>th</sup> June
<b>Reading:</b>	<p>Remember to read your reading book with a family member at least <b>3 times throughout</b> the week. Try re-telling the story to check if your child has understood what has happened in the story and see if they can remember any characters.</p> <p>This week we would love you to log onto the Oxford owl reading website to <b>access the book shown below:</b></p> 	Sunday 13 <sup>th</sup> June

Use the link below to access the website: <https://www.oxfordowl.co.uk/>

Click on the 'My class Login' button



Then, enter the details below for BOTH Class 3 and Class 4:


My Class name: **class3\_GH**

Password: **Greenhill1**

After you have read the book, have a go at the two activities linked to the book at the top of the page.

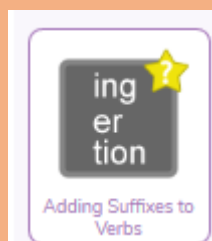
**Writing:**

This week in Literacy we have been writing a re-tell of the story 'The kiss that missed.' We have been practicing using lots of different **verbs** to describe how the kiss moves throughout the story and where it went to. We have also been practicing, adding suffixes to the end of different verbs.



For your Literacy home learning this week we would love for you to practice what we have learnt in school, completing the purple mash 2 do shown below.

Complete the quiz and choose the right suffix for each verb to make the sentence make sense.



Sunday 13<sup>th</sup>  
June

**Maths:**

Please continue to practise your 2, 5 and 10 times tables. Have a go at listening to the timetables songs below **OR** you can practice them at home - writing out your 2's and your 10's on a piece of paper. Use the videos below to help practise the tables.

<https://www.youtube.com/watch?v=3yf3xgE8wMc> - 2 Times table's song.

<https://www.youtube.com/watch?v=dYaphiY8RIY> - 10 Times table's song.

<https://www.youtube.com/watch?v=2KyDZ7f1RfE> - 5 times table's song.


Please **Log onto TT rock stars** and practice the times tables set. Remember we are always looking for our TT rock stars superstar each week! :

<https://play.ttrockstars.com/auth>

If you need a reminder of your login then please do not hesitate to ask your child's teacher.



In Maths this week we have been re-capping our **addition and subtraction**, using lots of different methods. For your Home learning this week we would love you to complete the two purple mash 2 do's shown below, solving mixed addition and subtraction questions as well as some addition and subtraction word problems.



**On-going  
project-  
History**


Our new topic for next half term will be **Castles and knights**. We will be looking at the the history of castles, why and how they were built, as well as looking at the role of knights years and years ago.

**End of half  
term**



For your topic home learning this half term, we would love for you to do a bit of research on castles and knights, finding out lots of information ready for our topic lessons in school. You can choose to showcase your learning in any way you choose. This could be creating your own 3D castle with labels, writing up a fact

poster about a knight or simply drawing your own castle or knight. We can't wait to see what you come up with.

A large, empty rectangular box with a blue border, intended for a drawing or poster. It occupies the majority of the page below the introductory text.