

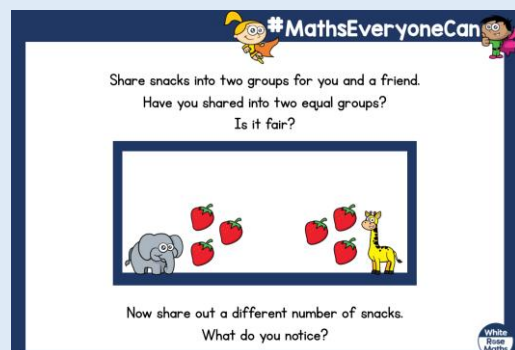


Home Learning- Reception - WB: 14.06.21

English										Completed by...																																																			
Phonics:	<table><tr><td>b</td><td>c ck</td><td>d</td><td>f ff</td><td>g</td><td>h</td><td>j</td><td>l ll</td><td>m</td><td>n</td></tr><tr><td>p</td><td>qu</td><td>r</td><td>s ss</td><td>t</td><td>v</td><td>w</td><td>x</td><td>y</td><td>z zz</td></tr><tr><td>ch</td><td>sh</td><td>th</td><td>ng</td><td></td><td>a</td><td>e</td><td>i</td><td>o</td><td>u</td></tr><tr><td>ai</td><td>ee</td><td>igh</td><td>oa</td><td>oo</td><td>ar</td><td>or</td><td>ur</td><td>ow</td><td>oi</td></tr><tr><td>ear</td><td>air</td><td>ure</td><td>er</td><td></td><td></td><td></td><td></td><td></td><td></td></tr></table>										b	c ck	d	f ff	g	h	j	l ll	m	n	p	qu	r	s ss	t	v	w	x	y	z zz	ch	sh	th	ng		a	e	i	o	u	ai	ee	igh	oa	oo	ar	or	ur	ow	oi	ear	air	ure	er							
	b	c ck	d	f ff	g	h	j	l ll	m	n																																																			
p	qu	r	s ss	t	v	w	x	y	z zz																																																				
ch	sh	th	ng		a	e	i	o	u																																																				
ai	ee	igh	oa	oo	ar	or	ur	ow	oi																																																				
ear	air	ure	er																																																										
<p>Each child brought home a sound mat before the last half term. It is important that you encourage them to use this when completing any writing at home as this is what they use at school and are familiar with.</p> <p>There are 2 activities set on seesaw, please ask your child which teacher they have for phonics and click on the activity with their name on.</p>																																																													
Reading:	<p>As well as reading your child's reading book with them at least 3 times a week it is important that they also read a phonics book. For this week's learning please read the book 'Chick gets Lost' which is set as an activity on seesaw.</p> 																																																												
Writing:	<p>This is the weeks Wonder picture.</p>  <p>It is on Seesaw for you to have a good look at!</p> <p>First can you say and write 2 I can see sentences. Remember to start saying and writing them with.....</p> <p>I can see....</p> <p>Then can you think about something you would like to know about the picture and say and write a wonder sentence. Remember to start it.....</p> <p>I wonder.....</p> <p>Can you post a picture of your learning?</p>																																																												
Maths																																																													
Maths	<p>Watch the video of Find My Pattern Week 2 Day 1</p> <p>The link to the video is on Seesaw.</p>																																																												

<https://vimeo.com/552915250>

Then complete the activity which is shown.



Can you post a video of photo of your learning?

Curriculum

On-going project

Think about all the different ways we use water. Write them on the A3 sheet sent home before the half term holiday. Once this is completed please bring this back to school so we can look at it as a class.

Home learning to be completed at any time throughout the week. All activities are set on seesaw, once they are completed we would like you to send it back to us on seesaw. If you have any questions you can send us a message through the inbox. Thanks, Miss Savage and Miss Bradshaw