













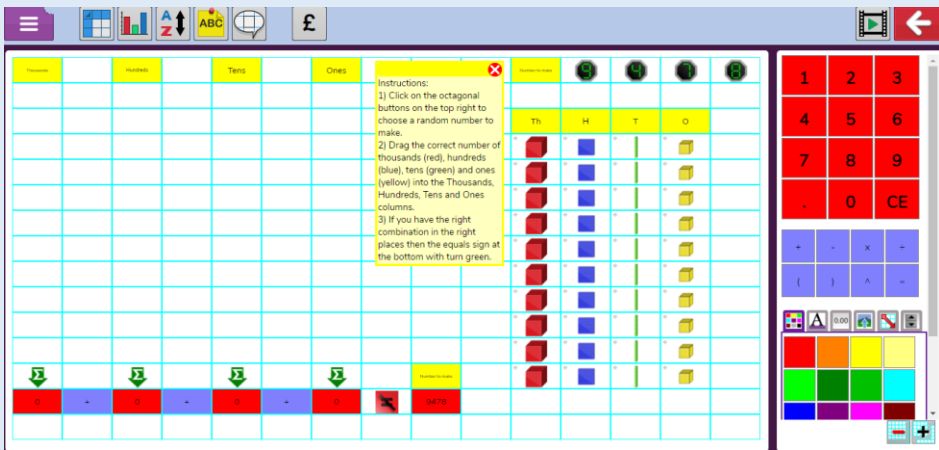



## Home Learning Year 5- WB: 7<sup>th</sup> September 2020

English		Completed by...								
Spelling/Phonics:	<p>This week we will be learning about the ‘ough’ sound.</p> <p>Use some of these strategies to help you practise your spellings.</p> <ol style="list-style-type: none"><li>1. <i>enough</i></li><li>2. <i>cough</i></li><li>3. <i>though</i></li><li>4. <i>thought</i></li><li>5. <i>although</i></li><li>6. <i>thorough</i></li><li>7. <i>tough</i></li><li>8. <i>drought</i></li></ol> <table><tr><td><p><b>1. ABC Order</b></p><p>Write all of your spelling words in alphabetical (ABC) order.</p></td><td><p><b>2. Word Parts</b></p><p>Write your words. Then use a coloured pencil to divide the words into syllables. e.g. <i>jumping</i> <i>caterpillar</i></p></td><td><p><b>3. Other Handed</b></p><p>Write each word 5 times, switching the hand you write it with each time. Say the word as you spell it.</p></td><td><p><b>4. Vowel Spotlight</b></p><p>Write your words using one colour for the vowels and another colour for the consonants. (vowels: a, e, i, o, u)</p></td></tr><tr><td><p><b>5. Use Technology</b></p><p>Type out your spelling words on the computer. Try to use at least 4 different fonts.</p></td><td><p><b>6. Pyramid Words</b></p><p>s sp spe spel spell spelli spellin spelling (or make them boat shaped, star, smiley face, etc.)</p></td><td><p><b>7. "Ransom" Words</b></p><p>"Write" your words by cutting letters out of a newspaper or magazine and gluing the letters on a piece of paper to spell your words.</p></td><td><p><b>8. Rainbow Words</b></p><p>Write your spelling words with coloured pencils. Make each letter a different colour.</p></td></tr></table> <p>There is a spelling activity to be completed on Purple Mash as well.</p> <div><h3>Spelling quiz</h3><p>Today's spelling practice is: 'Selection of spellings from previous year'. Good luck!</p><p>Play ▶</p></div>	<p><b>1. ABC Order</b></p>  <p>Write all of your spelling words in alphabetical (ABC) order.</p>	<p><b>2. Word Parts</b></p> <p>Write your words. Then use a coloured pencil to divide the words into syllables. e.g. <i>jumping</i> <i>caterpillar</i></p>	<p><b>3. Other Handed</b></p> <p>Write each word 5 times, switching the hand you write it with each time. Say the word as you spell it.</p>	<p><b>4. Vowel Spotlight</b></p> <p>Write your words using one colour for the vowels and another colour for the consonants. (vowels: a, e, i, o, u)</p>	<p><b>5. Use Technology</b></p> <p>Type out your spelling words on the computer. Try to use at least 4 different fonts.</p> 	<p><b>6. Pyramid Words</b></p> <p>s sp spe spel spell spelli spellin spelling (or make them boat shaped, star, smiley face, etc.)</p>	<p><b>7. "Ransom" Words</b></p> <p>"Write" your words by cutting letters out of a newspaper or magazine and gluing the letters on a piece of paper to spell your words.</p> 	<p><b>8. Rainbow Words</b></p> <p>Write your spelling words with coloured pencils. Make each letter a different colour.</p> 	14.09.20
<p><b>1. ABC Order</b></p>  <p>Write all of your spelling words in alphabetical (ABC) order.</p>	<p><b>2. Word Parts</b></p> <p>Write your words. Then use a coloured pencil to divide the words into syllables. e.g. <i>jumping</i> <i>caterpillar</i></p>	<p><b>3. Other Handed</b></p> <p>Write each word 5 times, switching the hand you write it with each time. Say the word as you spell it.</p>	<p><b>4. Vowel Spotlight</b></p> <p>Write your words using one colour for the vowels and another colour for the consonants. (vowels: a, e, i, o, u)</p>							
<p><b>5. Use Technology</b></p> <p>Type out your spelling words on the computer. Try to use at least 4 different fonts.</p> 	<p><b>6. Pyramid Words</b></p> <p>s sp spe spel spell spelli spellin spelling (or make them boat shaped, star, smiley face, etc.)</p>	<p><b>7. "Ransom" Words</b></p> <p>"Write" your words by cutting letters out of a newspaper or magazine and gluing the letters on a piece of paper to spell your words.</p> 	<p><b>8. Rainbow Words</b></p> <p>Write your spelling words with coloured pencils. Make each letter a different colour.</p> 							

<b>Reading:</b>	Read the text on Myon 'Your Life as an Explorer on a Viking Ship'. Once you have completed reading the book, create a spider diagram on MyOn to show what you have learned.	14.09.20
<b>Writing:</b>	<p>The Most Disgusting Sandwich in the World</p>  <p>Can you write a recipe for the most disgusting sandwich in the world? What ingredients would you use and how would you make this horrendous snack?</p>	
<b>Maths:</b>		
<b>Maths</b>	<p>This week on Purple Mash we will be looking at place value. There is an activity to complete as well as some place value games to play.</p> 	14.09.20
<b>Curriculum</b>		
One curriculum area to be selected a week		14.9.20

	 <p>Your task this week is to complete your own research on Viking Longships. What can you find out about these amazing boats? Complete the activity on Purple Mash.</p>	
<b><u>On-going project-</u></b>	<p>Find out about Tudor life. You could research:</p> <ul style="list-style-type: none"> <li>-education</li> <li>-house</li> <li>-difference between rich and poor</li> <li>-food</li> <li>-clothing etc</li> </ul> <p>You could present this in anyway that you like, e.g. model, poster, booklet, webpage etc.</p>	14.09.20

Don't forget- we love seeing your home learning. You can always take a photo and email to school or tweet us! We are looking forward to seeing what you have been up to.