

English

**Completed
by...**

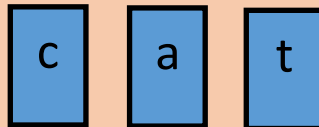
Phonics:

Please re-cap and revise all phase 2 and phase 3 sounds using the sounds mats below.
Practice saying each sound and see if you can think of a word that begins with that sound.
e.g C – Cat S- Sat E – egg

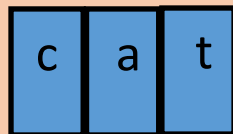
Reading:

Remember to read your reading book with a family member at least 3 times throughout the week. Try re-telling the story to check if your child has understood what has happened in the story and see if they can remember any characters.
When reading with your children, please practice with your children blending the sounds together, saying it as one full word, not separate sounds.

For example:



Spells...



Writing:

This week in Year 1 we have read lots of different stories and done some super writing telling our friends which part of the story we liked best. We would love you to choose a story to read at home with your family and tell us all about it and why you like it so much. Things to include:

- **The book name**
- **The author**
- **Why you like the book so much/ your favourite part.**
- **What character/s are in the story.**

Maths:

Maths

This week's maths home learning has been set using purple mash. We would like you to complete the two tasks shown below. You can find these by clicking on the **'2do's'** button at the top of the screen. To complete these tasks you will need to read the number and correctly type in the answer.



2Do: Read Numbers to 20

*Due in 5 days
To be done: at home*

Can you label all of the numbers correctly up to 20?
(Assigned to: 3SH. Set by: Sian Hobson)

[Edit](#) [Close](#) [View Folder](#)



2Do: Words and Numerals


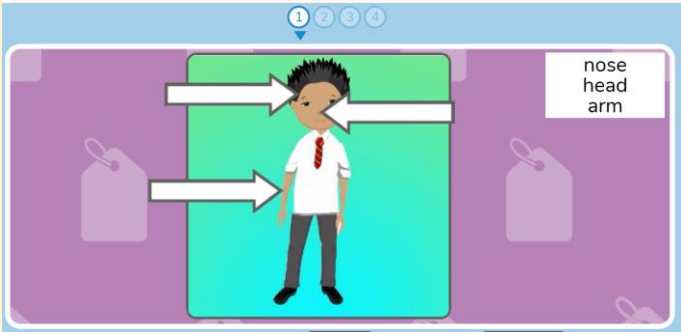

*Starts in 1 days
To be done: at home*

Read the question and select the correct answer.
(Assigned to: 3SH. Set by: Sian Hobson)

[Edit](#) [Close](#) [View Folder](#)

Have a go at practicing and writing out your numbers to 20. Use the sheet below to practice your number formation.

Curriculum

<p><u>Science</u></p>	<p>This week's science home learning is all about the human body. Next week in school we will be learning all about the different parts of the human body and labelling them. We would like you to have a go at completing the labelling game on Purple mash (See below)</p> <div data-bbox="328 338 1345 488">  </div> 	
<p><u>On-going project- Our Local area</u></p>	<p><i>This half term we will be learning all about our local area. Over the next few weeks we would love you to do a little bit of research on the local area of Oldham town, looking at all of the different features of both the town and surrounding countryside areas. Look at all of the different types of buildings that you can see.</i></p> <div data-bbox="316 1032 1350 1249">  </div> <p>We would like you to showcase your learning in an exciting way. This could be <i>creating your own map of your local area, drawing pictures of the town, houses or buildings, or even creating a 3D craft of one of the buildings in our local area.</i></p>	<p><u>End of half term</u></p>

Home Learning Year 1- WB: 7th September 2020

Home learning to be completed on a Wednesday afternoon and over the weekend. Return your learning to your class teacher on the following Monday morning. Thank you Miss Hobson and Mrs Kausar

Don't forget- we love seeing your home learning. You can always take a photo and email to school or tweet us! We are looking forward to seeing what you have been up to.

My Book Review

Name: _____

Date: _____

Book Title: _____


























How did you feel about this book?



















Draw your favourite part of the book.



Phase 2 Sound Mat

s 	a 	t 	p 	i 	n 	m 	d 
g 	o 	c 	k 	ck 	e 	u 	r 
h 	b 	f 	ff 	l 	ll 	ss 	

Phase 3 Sound Mat

j 	v 	w 	x 	y 	z 	zz 	qu 
ch 	sh 	th 	ng 	ai 	ee 	igh 	oa 
oo 	oo 	ar 	or 	ur 	ow 	oi 	ear 
air 	ure 	er 					

0 0 0 0 0 0 0 0 0 0

1 1 1 1 1 1 1 1 1 1

2 2 2 2 2 2 2 2 2 2

3 3 3 3 3 3 3 3 3 3

4 4 4 4 4 4 4 4 4 4

5 5 5 5 5 5 5 5 5 5

6 6 6 6 6 6 6 6 6 6

7 7 7 7 7 7 7 7 7 7

8 8 8 8 8 8 8 8 8 8

9 9 9 9 9 9 9 9 9 9