

English

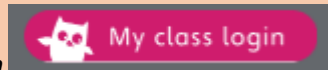
Completed
by...

Spelling/Phonics:

Please re-cap and revise all **Phase 2 and Phase 3 high frequency words** with your children. Practice reading the word together first and then using it in a sentence. Use the word mats attached and practice these as often as you can.

Reading:

Remember to read your reading book with a family member at least **3 times throughout** the week. Try re-telling the story to check if your child has understood what has happened in the story and see if they can remember any characters.
This week we love you to log onto the Oxford owl reading website to access lots of different types of books for **FREE!** Use the link below to access the website:
<https://www.oxfordowl.co.uk/>




Click on the 'My class Login' button

Then, enter the details below for BOTH Class 3 and Class 4:

My Class name: **class3_GH**


Password: **Greenhill1**

Click on 'My Bookshelf' to access a range of different books for you to share.



Writing:


This week in Literacy we have been exploring the story '**Jack and the Beanstalk.**' Using the picture sheets below, we would love for you to write a sentence about each of the pictures, re-telling the story to a family member. **Remember to sound it out first, use your finger spaces and end your sentence with a full stop!**



Maths:

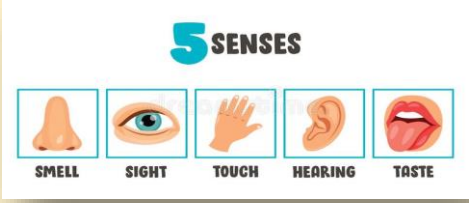
Maths

This week's maths home learning has been set using purple mash. We would like you to complete the task shown below. Put the numbers in order starting from the **smallest** to the **biggest**. This home learning links to our maths learning this week in school where we will be **sequencing and comparing different numbers**. You can find the task shown below by clicking on the '2do's' button at the top of the screen.



| | |
|--|--|
| <p>Start with the lowest number and put the numbers in order</p> <div style="display: flex; justify-content: space-around; align-items: center;"> <div style="border: 1px solid black; padding: 5px; text-align: center;">62</div> <div style="border: 1px solid black; padding: 5px; text-align: center;">61</div> <div style="border: 1px solid black; padding: 5px; text-align: center;">59</div> <div style="border: 1px solid black; padding: 5px; text-align: center;">63</div> <div style="border: 1px solid black; padding: 5px; text-align: center;">60</div> </div> <div style="display: flex; justify-content: space-around; align-items: center; margin-top: 5px;"> <div style="border: 1px solid black; width: 40px; height: 40px;"></div> <div style="border: 1px solid black; width: 40px; height: 40px;"></div> <div style="border: 1px solid black; width: 40px; height: 40px;"></div> <div style="border: 1px solid black; width: 40px; height: 40px;"></div> <div style="border: 1px solid black; width: 40px; height: 40px;"></div> </div> <div style="display: flex; justify-content: center; align-items: center; margin-top: 5px;"> Done Next > </div> | |
|--|--|

| |
|-------------------|
| Curriculum |
|-------------------|

| | | |
|-----------------------|--|--|
| <u>Science</u> | <p>This week's science learning is building on our class topic of the human body. The children have been exploring the 5 senses. We would love for you to explore the 5 senses at home and fill out the worksheet attached. What can you <i>hear, see, taste, smell and feel</i>? You may even decide to go on a senses walk to look at the different things that you can find!</p> <div style="text-align: center; margin: 20px 0;">  </div> | |
|-----------------------|--|--|

| | | |
|---------------------------------|--|--------------------------------|
| <u>On-going project-</u> | <p>This half term we will be learning all about our local area. Over the next few weeks we would love you to do a little bit of research on the local area of Oldham town, looking at all of the different features of both the town and surrounding countryside areas. Look at all of the different types of buildings that you can see.</p> <div style="text-align: center; margin: 20px 0;">  </div> <p>We would like you to showcase your learning in an exciting way. This could be creating your own map of your local area, drawing pictures of the town, houses or buildings, or even creating a 3D craft of one of the buildings in our local area.</p> | <u>End of half term</u> |
|---------------------------------|--|--------------------------------|

Home Learning Year 1- WB: 14th September 2020

Home learning to be completed on a Wednesday afternoon and over the weekend. Return your learning to your class teacher on the following Monday morning.

Thank you Miss Hobson and Mrs Kausar

Don't forget- we love seeing your home learning. You can always take a photo and email to school or tweet us! We are looking forward to seeing what you have been up to.

Phase 2 High Frequency Word Mat

| | | | |
|-----|------|-----|-----|
| a | on | his | go |
| dad | up | to | an |
| I | back | him | as |
| mum | if | had | can |
| big | but | in | off |
| it | of | no | not |
| at | into | got | get |
| is | | the | and |



www.twinkl.co.uk

Phase 3 High Frequency Word Mat

| | | | |
|------|------|------|------|
| will | with | my | we |
| that | for | see | you |
| then | he | too | her |
| now | them | was | be |
| she | down | all | they |
| this | me | look | are |



www.twinkl.co.uk

Jack and the Beanstalk Writing Activity

Write a sentence about each of the story pictures. Use the boxes at the top to help you.

cottage



cow



Jack



magic beans




sound it out




finger spaces



full stop





Jack and the Beanstalk Writing Activity

Write a sentence about each of the story pictures. Use the boxes at the top to help you.

magic beans



window



climb



beanstalk




sound it out



finger spaces



full stop





Jack and the Beanstalk Writing Activity

Write a sentence about each of the story pictures. Use the boxes at the top to help you.

castle



giant



sound it out



finger spaces

hen




golden egg




harp



full stop






Jack and the Beanstalk Writing Activity

Write a sentence about each of the story pictures. Use the boxes at the top to help you.

giant



hen



harp



beanstalk



sound it out




finger spaces



full stop





The Five Senses

Draw something that you...



...hear.



...see.



...touch.



...taste.



...smell.