

English

Completed
by...

Spelling/Phonics:

Please keep re-capping and practicing the **phase 2 and phase 3** sounds with your children using the sound mats provided. This week would love you to have a go at reading and writing the **phase 2 and 3 tricky words using the word sheets provided**. We practice these words in class regularly using the tricky words song linked below:


<https://www.youtube.com/watch?v=TvMyssfAUx0>



Why not have a go at singing it at home before completing the writing activity attached!

Reading:

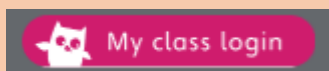
Remember to read your reading book with a family member at least **3 times throughout** the week. Try re-telling the story to check if your child has understood what has happened in the story and see if they can remember any characters. This week we love you to log onto the Oxford owl reading website to **access the story shown below**:



Use the link below to access the website:

<https://www.oxfordowl.co.uk/>

Click on the 'My class Login' button



Then, enter the details below for BOTH Class 3 and Class 4:

My Class name: **class3_GH**


Password: **Greenhill1**

Questions to ask when reading at home

- Who was Cat building a home for?
- What happened to the home of sand?
- Which home was just right?
- Did you like the story? Why, or why not.

Writing:

This week in Literacy we have been exploring the story '*The lonely Beast.*' We have been writing lots of super **adjectives** to describe the lonely beast. For your literacy home learning this week, we would love for you to write some super sentences to describe the lonely beast. We have given you some sentence starters to help you. Remember to use your full stops, capital letters and finger spaces.



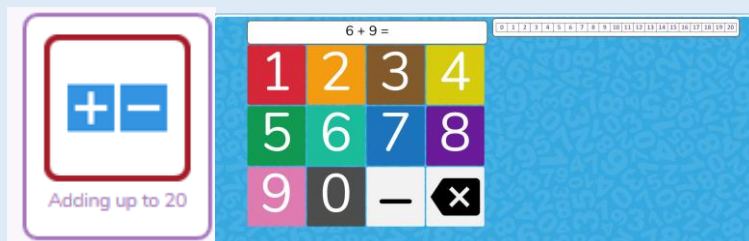
Maths:

Maths



This week in maths we have started looking at **addition**. Please practice addition at home whenever you can. This week we would like you to look for items in your home that you can use to practice some addition questions with your family or a friends. It could be **pasta**, **buttons**, and some sweets for example!



We have set you some **addition questions** on **purple mash** to have a go at using the objects you find at home. See the '**2DO**' set below:



Curriculum




<u>Design and Technology</u>	<p>This week in Design and Technology we have been learning about lever and slider toys and having a go at making our own. We would love you to use your imagination and design a brand new toy. It can be designed for anyone you would like and include anything you would like it to! Use the design sheet attached. We can't wait to see what you come up with!</p> 	
<u>On-going project-</u>	<p>This half term we will be learning all about our local area. Over the next few weeks we would love you to do a little bit of research on the local area of Oldham town, looking at all of the different features of both the town and surrounding countryside areas. Look at all of the different types of buildings that you can see.</p>  <p>We would like you to showcase your learning in an exciting way. This could be creating your own map of your local area, drawing pictures of the town, houses or buildings, or even creating a 3D craft of one of the buildings in our local area.</p>	<u>End of half term</u>




Home Learning Year 1- WB: 5th October 2020

Home learning to be completed on a Wednesday afternoon and over the weekend. Return your learning to your class teacher on the following Monday morning.





Thank you Miss Hobson and Mrs Kausar

Don't forget- we love seeing your home learning. You can always take a photo and email to school or tweet us! We are looking forward to seeing what you have been up to.

 Look and say	 Look, say and write	 Cover and write
go		
into		

 Look and say	 Look, say and write	 Cover and write
the		
to		
I		
no		

   Look and say	 Look, say and write	 Cover and write
he		
she		
we		
me		

  Look and say	 Look, say and write	 Cover and write
all		
are		
my		
her		

Literacy Writing task



The beast is

He has



My Toy Design

