


## English

**Completed  
by...**

### **Spelling/Phonics:**

In class 3 and Class 4, we have continued to develop our phonics. We would love you to log onto Purple Mash and practise your phonics from Phase 2 and Phase 3.



See how many words you can spell.

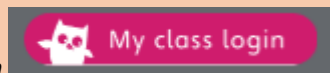
### **Reading:**

**Remember to read your reading book with a family member at least 3 times throughout the week. Try re-telling the story to check if your child has understood what has happened in the story and see if they can remember any characters.**

*This week, log onto the Oxford owl reading website and read the book 'The Magic Paintbrush'*  
**Use the link below to access the website:**

<https://www.oxfordowl.co.uk/>

Click on the 'My class Login' button




**Then, enter the details below for BOTH Class 3 and Class 4:**

**My Class name: class3\_GH**

**Password: Greenhill1**

**Click on 'My Bookshelf' to access the book.**


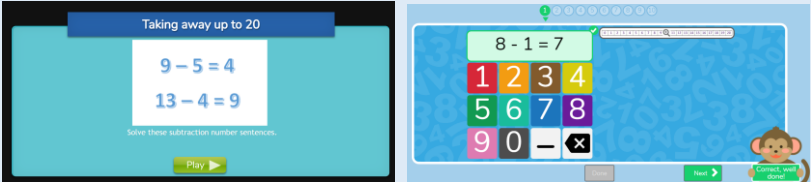



Your child can listen to the story using the audio option or they can read it themselves. After reading the story, encourage your child to have a go at the activities by clicking on the activity buttons at the top of the screen. We will be discussing this book in class next week.

### **Writing:**

**This week in Literacy we have read the book 'You Choose' by Nick Sharrat and Pippa Goodhart. We will be practicing writing some super sentences, focusing on our nouns and our adjectives.**

For your homework, we would like you to think about different ways that you could travel. You could travel in a car, a bus or even a spaceship. You choose. We would like you to go onto the Purple Mash website where you will find pictures of different ways that you could travel. You

	<p>need to choose the transport you would like to travel in and design your vehicle beautifully. You choose the colour and design. The brighter the better. Then use the writing section under the picture to write simple sentences to describe your design. Remember to use <b>nouns</b> and <b>adjectives</b>.</p> <div data-bbox="314 356 1053 568">  </div> <p>Once you have one, you are welcome to do a different one!</p>	
<b>Maths:</b>		
<p><b>Maths</b></p>	<p>This week in maths we have moved onto subtraction. Make sure you do Monday, Tuesday and Wednesday's learning first using the videos your teachers have put onto the website to help you.</p> <p>Remember that when you are subtracting, the numbers always get smaller.</p> <div data-bbox="314 922 1128 1102">  </div> <p>After you have done the weeks learning, log onto Purple Mash and see if you can use the number lines to help you to count back and solve the subtraction number sentences.</p>	
<b>Curriculum</b>		
<p><b>Topic - History</b></p>	<p>This week, we will be learning about Mary Seacole when your child returns to school on Thursday. On your remote learning overview, you will find information about a reading and writing task your child has to do about Mary Seacole. As an additional homework task, we would love your child to design a medal for Mary Seacole. From the reading, you will realise that she was such a brave person to have helped all the soldiers. Such a brave and caring attitude, definitely deserves a medal so encourage your child to think carefully about their designs. You will find a blank template below. Or if your child would like to cut and make their own at home, that would also be great.</p> <div data-bbox="314 1545 702 1736">  </div> <p>Remember to bring your learning into class to share with us!</p>	
<p><b>On-going project-</b></p>	<p>This half term we have been learning all about our local area. Your child should have done a little bit of research on the local area of Oldham town, looking at all of the different features of both the town and surrounding countryside areas. Look at all of the different types of buildings that you can see.</p>	<p><u>End of half term</u></p>



We would like you to showcase your learning in an exciting way. This could be creating your own map of your local area, drawing pictures of the town, houses or buildings, or even creating a 3D craft of one of the buildings in our local area.

We are now coming to the end of the term. If your child still has unfinished project work at home, please get them to complete it this week and bring it in on Thursday.

### **Home Learning Year 1- WB: 19<sup>th</sup> October 2020**

***Home learning to be completed on a Wednesday afternoon and over the weekend. Return your learning to your class teacher on the following Monday morning.***

***Thank you Miss Hobson and Mrs Kausar***

**Topic Homework – Design medals for Mary Seacole.**

