

## English

Completed  
by...

### Spelling/Phonics:

Please keep re-capping and practicing the **phase 2 and phase 3** sounds with your children using the sound mats provided. This week we would love you to have a go at reading and writing the **Year 1 high frequency words** using the attached word mat.




Practice your phonics sounds that your teacher has set you on purple mash.

### Reading:

Remember to read your reading book with a family member at least **3 times throughout** the week. Try re-telling the story to check if your child has understood what has happened in the story and see if they can remember any characters.

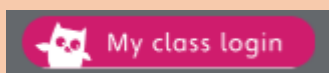
This week we love you to log onto the Oxford owl reading website to **access the story shown below**:



Use the link below to access the website:

<https://www.oxfordowl.co.uk/>

Click on the 'My class Login' button



Then, enter the details below for BOTH Class 3 and Class 4:

My Class name: **class3\_GH**

Password: **Greenhill1**

### After reading

- Start to retell the story in your own words and encourage your child to join in. Look back at the pictures together to support your child.
- Look at p5 again. Ask: *How do you think Pip felt after she let the balloon go?*
- Read p6 of the story again. Ask: *What does 'bobs' mean?* (Answer: moves gently up and down.) Ask: *Can you move your hand like a bobbing balloon?*
- Look at the picture on p10. Ask: *Why is the hen running?* (Answer: e.g. it is afraid of the balloon.)

### Story words

Read the story words that were introduced in this book together, then ask your child to find them within the book. Ask them to tell you what each word means, prompting if necessary.

**balloon** (p3, 4, 6, 12) **dragon** (p4)

### Writing:

Over the half term holidays we would love you to keep **practicing your writing every day!** Practice your handwriting, taking care with each letter. We would love for you to write us some super sentences over the holidays telling us what you have been up to. Remember to use your non-negotiables :

- Capital letters
- Finger Spaces
- Full stops

### Maths:


### Maths

Next half term we are going to start practicing our **timetables** focusing on our **2's and our 10's** and practicing them every day in class. Have a go at listening to the timetables song s below **OR** you can practice them at home - writing out your 2's and your 10's on a piece of paper. We have included the timetables in the resources section.



<https://www.youtube.com/watch?v=3yf3xgE8wMc> - 2 Times table's song.

<https://www.youtube.com/watch?v=dYaphiY8RIY> – 10 Tines tables song.

On our first week back, we are going to be re-capping our learning from last half term re-capping both our **addition and subtraction**. Have a go at completed the mixed questions on your **purple mash 2do**. Take care when reading the question, to make sure you know whether you are **adding or subtracting**.



### Curriculum

<b><u>Science – Seasons</u></b>	<p>Next half term in Science we are going to be looking at <b>Seasons</b>. For your half term home learning, we would love for you to create a season's picture (Using the template provided), drawing in each part, thinking about what you would see in <b>Autumn, Winter, Spring, and Summer</b>. We can't wait to see what super pictures you create.</p> 	
<b><u>On-going project-</u></b>	<p>Our new topic this half-term is <b>Florence Nightingale</b>. We will be going back in time to explore who Florence Nightingale was and what she did to make us remember her today. We will also be comparing hospitals now and then. For your <i>topic project this half term</i>, we would like you to do some <b>research all about Florence Nightingale</b>, using what you learn in school and at home and create a <b>WOW</b> piece of learning.</p>  <p>This could simply be a <b>poster</b> with lots of facts and pictures, a <b>craft Florence nightingale lamp</b>, or just anything you can think of to showcase your learning. Feel free to use your imagination. We will be awarding <b>special prizes</b> for super pieces of home learning.</p>	<b><u>End of half term</u></b>

### **Home Learning Year 1- WB: 26<sup>th</sup> October 2020**

***Home learning to be completed over the half term and handed into your teacher on the first Monday back in school.***

***Thank you Miss Hobson and Mrs Kausar***

Don't forget- we love seeing your home learning. You can always take a photo and email to school or tweet us! We are looking forward to seeing what you have been up to.

# 100 High Frequency Words

the	his	be	do	into	house
and	but	like	me	back	old
a	that	some	down	from	too
to	with	so	dad	children	by
said	all	not	big	him	day
in	we	then	when	Mr	made
he	can	were	it's	get	time
I	are	go	see	just	I'm
of	up	little	looked	now	if
it	had	as	very	came	help
was	my	no	look	oh	Mrs
you	her	mum	don't	about	called
they	what	one	come	got	here
on	there	them	will	their	off
she	out			people	asked
is	this			your	saw
for	have			put	make
at	went			could	an

# 2

$$1 \times 2 = 2$$

$$2 \times 2 = 4$$

$$3 \times 2 = 6$$

$$4 \times 2 = 8$$

$$5 \times 2 = 10$$

$$6 \times 2 = 12$$

$$7 \times 2 = 14$$

$$8 \times 2 = 16$$

$$9 \times 2 = 18$$

$$10 \times 2 = 20$$

$$11 \times 2 = 22$$

$$12 \times 2 = 24$$





# 10

$$1 \times 10 = 10$$

$$2 \times 10 = 20$$

$$3 \times 10 = 30$$

$$4 \times 10 = 40$$

$$5 \times 10 = 50$$

$$6 \times 10 = 60$$

$$7 \times 10 = 70$$

$$8 \times 10 = 80$$

$$9 \times 10 = 90$$

$$10 \times 10 = 100$$

$$11 \times 10 = 110$$

$$12 \times 10 = 120$$

Draw the four seasons

*Autumn*

*Winter*

*Spring*

*Summer*