

English

Completed
by...

Spelling/Phonics:

Please keep re-capping and practicing the **phase 2 and phase 3** sounds with your children using the sound mats provided. This week would love you to have a go at practicing your **digraphs** using the purple mash activities shown below.



Remember to keep re-capping all of your sounds as much as possible.

Reading:

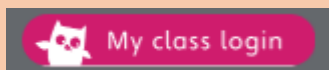
Remember to read your reading book with a family member at least **3 times throughout** the week. Try re-telling the story to check if your child has understood what has happened in the story and see if they can remember any characters. This week we love you to log onto the Oxford owl reading website to **access the story shown below**:



Use the link below to access the website:

<https://www.oxfordowl.co.uk/>

Click on the 'My class Login' button



Then, enter the details below for BOTH Class 3 and Class 4:

My Class name: **class3_GH**

Password: **Greenhill1**

Use the questions below to guide you after reading the book.

After reading


- Using the story map on page 16, ask your child to retell the story in their own words.
What happened at the beginning? What happened next? etc.
- Talk with your child about the book. Here are some questions you could ask:
 - What was the name of the recipe book Mrs Butterworth looked at with Jin?
 - How much zoom food should Jin have eaten?
 - How did Mrs Butterworth and Ben stop Jin from crashing to the ground?
- Which part of the story did your child like the most? Ask them to reread that part to you, encouraging them to read with pace and expression.
- Encourage your child to read the story again. This will build their reading confidence and fluency.

Other things to do

Discuss with your child what ingredients they would put in their own zoom food recipe. They could devise several recipes and make a Zoom Food cook book like Mrs Butterworth's.

Writing:



*This week in Literacy we have been looking at instruction writing and reading the book 'Mr Wolfs pancakes.' Can you remember the 3 ingredients we used to make our pancakes? Test your knowledge of the pancake recipe using the **2do set on purple mash**. Can you sequence the pictures in the correct order? You may even have a go at making your pancakes at home.*



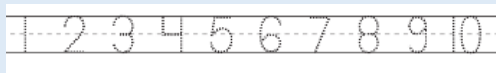
Maths:

Maths

This week we are re-capping our learning from last half term re-capping both our **addition and subtraction**. Have a go at completing both the addition and subtraction questions on your **purple mash 2do**.



We would love for you to keep practicing your numbers using the **number formation sheet provided**. Read each number carefully, taking time to ensure that you recognise the number. Have a practice of any numbers that you find tricky.



Keep practicing your **times tables** using the posters provided in your pack.

Curriculum

<u>Science – Seasons</u>	<p>This half term in Science we are looking at Seasons. This week, we have been exploring each of the different seasons. We would love for you to have a look at the autumn picture below. Have a think about what you can see outside when you walk to school and when we are in the playground. What can you see that shows us it is Autumn? Use the picture to write some sentences on the sheet below using the sentence starter In Autumn I can see ...</p> <div data-bbox="569 387 1102 772" data-label="Image"> </div>	
<u>On-going project-</u>	<p>Our new topic this half-term is Florence Nightingale. We will be going back in time to explore who Florence Nightingale was and what she did to make us remember her today. We will also be comparing hospitals now and then. For your topic project this half term, we would like you to do some research all about Florence Nightingale, using what you learn in school and at home and create a WOW piece of learning.</p> <div data-bbox="323 1003 1361 1189" data-label="Image"> </div> <p>This could simply be a poster with lots of facts and pictures, a craft Florence nightingale lamp, or just anything you can think of to showcase your learning. Feel free to use your imagination. We will be awarding special prizes for super pieces of home learning.</p>	<u>End of half term</u>

Home Learning Year 1- WB: 2nd November 2020

Home learning to be completed on a Wednesday afternoon and over the weekend. Return your learning to your class teacher on the following Monday morning.

Thank you Miss Hobson and Mrs Kausar

Don't forget- we love seeing your home learning. You can always take a photo and email to school or tweet us! We are looking forward to seeing what you have been up to.

1 2 3 4 5 6 7 8 9 10

1 2 3 4 5 6 7 8 9 10

1 2 3 4 5 6 7 8 9 10

1 2 3 4 5 6 7 8 9 10

1 2 3 4 5 6 7 8 9 10

1 2 3 4 5 6 7 8 9 10

1 2 3 4 5 6 7 8 9 10

1 2 3 4 5 6 7 8 9 10

1 2 3 4 5 6 7 8 9 10

1 2 3 4 5 6 7 8 9 10

2

$$1 \times 2 = 2$$

$$2 \times 2 = 4$$

$$3 \times 2 = 6$$

$$4 \times 2 = 8$$

$$5 \times 2 = 10$$

$$6 \times 2 = 12$$

$$7 \times 2 = 14$$

$$8 \times 2 = 16$$

$$9 \times 2 = 18$$

$$10 \times 2 = 20$$

$$11 \times 2 = 22$$

$$12 \times 2 = 24$$



10

$$1 \times 10 = 10$$

$$2 \times 10 = 20$$

$$3 \times 10 = 30$$

$$4 \times 10 = 40$$

$$5 \times 10 = 50$$

$$6 \times 10 = 60$$

$$7 \times 10 = 70$$

$$8 \times 10 = 80$$

$$9 \times 10 = 90$$

$$10 \times 10 = 100$$

$$11 \times 10 = 110$$

$$12 \times 10 = 120$$



In Autumn I can see...
