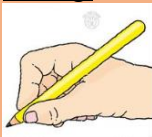


Home Learning Reception- WB: 9th November 2020

English		Completed by...
Spelling/Phonics:	<p><i>This week in phonics we will be introducing the children to the sounds g/o/c/k</i> https://www.bbc.co.uk/bitesize/topics/zcqqtftr This is a link to a phonics BBC bitesize page with videos to demonstrate each sound we will be teaching during phase 2 and how to pronounce them correctly. https://www.youtube.com/watch?v=euxN7LGOoLc When teaching the children a new sound we will also teach them the Jolly Phonics action, please encourage your child to complete the actions whilst joining in with the singing. Please complete the attached sheet and ask them to identify the object and then see if they can hear the initial sound in that word and then find the letter to represent that initial sound.</p>	Monday 16 th November
Reading:	<p><i>As well as reading your child's reading book with them at least 3 times a week it is also important to develop your child's love of reading by reading other stories with them.</i> <i>There are lots of words that you will see in your child's reading books that we call tricky words as they are words that the children can't use their phonic knowledge to read. We expect the children to learn these words so it helps them with their reading and writing. Please show your child these words each time you read with them, the more they see them the quicker they will be able to learn them.</i></p>	3 times per week
Writing: 	<p><i>Please work with your child to write the letters learnt last week in phonics i/n/m/d</i> <i>Whilst your child is writing please encourage them to use the correct pencil grip and form their letters correctly using the rhymes provided e.g. slither down the snake for s.</i></p>	Monday 16 th November
Maths:		
Maths	<p><i>For this week's maths learning we would like the children to complete the 1,2 and 3 sorting activity. Get the children to cut out each of the cards and then match them to the correct column 1,2 or 3. If you have any glue at home then stick them down and send the sheet back into school, if you do not then please take a picture of your child with the completed activity and send it to us on the email address provided below.</i></p>	Monday 16 th November
Curriculum		
People & Communities	<p><i>This week we are introducing the children to our new topic 'Night and Day', please can you discuss with your child what they already know about day and night and the different animals that are awake in the day time and the night time.</i></p>	Monday 16 th November
On-going project-	<p><i>Complete a 'Night and Day' picture or piece of artwork using items from your home such as an owl made out of cardboard boxes and bottles or a hedgehog made from sticks.</i></p>	

Don't forget- we love seeing your home learning. You can always take a photo and email to school on info@greenhill.theharmonytrust.org or tweet us @Greenhill_HT




We are looking forward to seeing what you have been up to.

Thanks,

Miss Savage and Miss Bradshaw

1, 2 and 3 Maths Sorting Activity

Can you sort 1, 2 and 3?

1 one 	2 two 	3 three 


1

one




2

two



3

three



Phase 2 Initial Sound and Picture Matching



•

•

_oat



•

•

_range



•

•

_arrot



•

•

_ey

Phase 2 Tricky Words Word Mat

I

no

to

the


go

into


Letter Formation Worksheet

Name:

Trace over these letters.



Down the body
and dot for the
head.



Letter Formation Worksheet

Name:



Trace over these letters.

Down Maisie,
mountain,
mountain.

m m m m

m m m m


m m m m

m m m m

Letter Formation Worksheet

Name:

Trace over these letters.



d d d d

d d d d


d d d d

d d d d

Letter Formation Worksheet

Name:

Trace over these letters.



Down Nobby and
over his net.

n n n n

n n n n

n n n n

n n n n