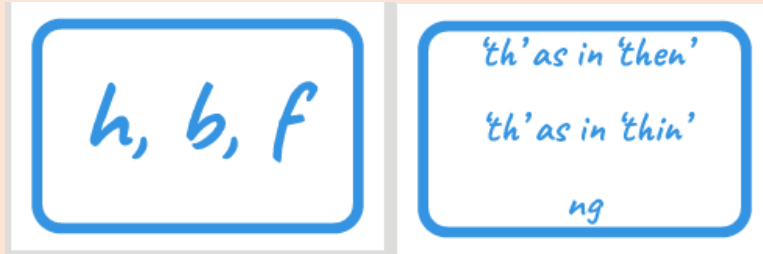


## English

Completed  
by...

### Spelling/Phonics:


Please keep re-capping and practicing the **phase 2 and phase 3** sounds with your children using the sound mats provided. This week we would love you to log onto Purple Mash and work on the phonic sounds below.



Practice the phonics sounds set on Purple Mash.

### Reading:

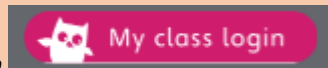
Remember to read your reading book with a family member at least **3 times throughout** the week. Try re-telling the story to check if your child has understood what has happened in the story and see if they can remember any characters. This week we would love you to log onto the Oxford owl reading website to **access the book shown below**:



Use the link below to access the website:

<https://www.oxfordowl.co.uk/>

Click on the 'My class Login' button



Then, enter the details below for **BOTH Class 3 and Class 4**:

My Class name: **class3\_GH**

Password: **Greenhill1**

## Look Back, Explorers



At the end of the book, the boy says 'Yum!' What other words mean the same as *yum*?



Can you name a fruit?



Where do plant shoots grow from?



Imagine you are joining the boy and his dad for dinner. What questions would you ask them about what they are cooking?




Did you find out what part of the plant this is?



### Writing:

*This week in Literacy we have been reading a Percy the Park Keeper story, 'One Snowy Night' Can you remember which animals came and knocked on Percy's door? Use the sheet below to draw the animals in the order that they came to the house. Remember to write the names of the animals. What do you think each character said when Percy opened the door? Write what you think they said in the speech bubbles.*



### Maths:





### Maths

Please continue to practise your 2 times and 10 times tables. Have a go at listening to the timetables songs below **OR** you can practice them at home - writing out your 2's and your 10's on a piece of paper. Use the videos below to help practise the tables.

<https://www.youtube.com/watch?v=3yf3xgE8wMc> - 2 Times table's song.

<https://www.youtube.com/watch?v=dYaphiY8RIY> – 10 Times tables song.

This week in Maths we have moved onto a new unit of work on measurement. We have been working hard on our measuring skills. Children have been ordering objects from shortest to longest and using a range of non-standard and standard measurements. It would be great if you could encouraged your child to collect objects from around the house and placed them in order of height or length.

	 <p>Longer or Shorter      Tallest &amp; Shortest      Measuring Length In CM</p> <p>Log onto Purple Mash and have a go at ordering objects according to size and even practise your measuring skills.</p>	
<b>Curriculum</b>		
<b>Science – Seasons</b>	<p>This half term in Science we are looking at <b>Seasons</b>. This week we will be focusing more on spring and summer.</p> <div data-bbox="552 739 762 992">  <p>Describing Spring</p> </div>  <p>Log onto Purple Mash and use the template to write about what you have learnt about spring. Use the pictures and information to help you. For more information you could use books or research from the internet.</p>	
<b>On-going project-</b>	<p>Our new topic this half-term is <b>Florence Nightingale</b>. We will be going back in time to explore who Florence Nightingale was and what she did to make us remember her today. We will also be comparing hospitals now and then. For your <b>topic project this half term</b>, we would like you to do some <b>research all about Florence Nightingale</b>, using what you learn in school and at home and create a <b>WOW</b> piece of learning.</p> <div data-bbox="325 1328 1362 1512">  </div> <p>This could simply be a <b>poster</b> with lots of facts and pictures, a <b>craft Florence Nightingale lamp</b>, or just anything you can think of to showcase your learning. Feel free to use your imagination. We will be awarding <b>special prizes</b> for super pieces of home learning.</p>	<b>End of half term</b>

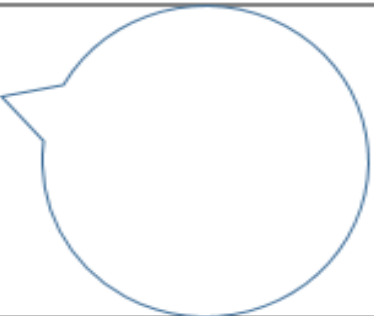
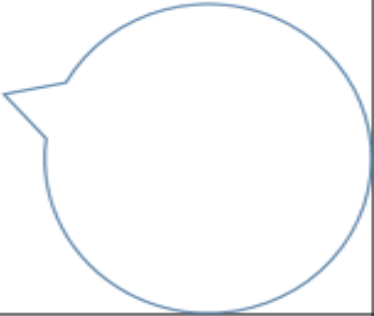
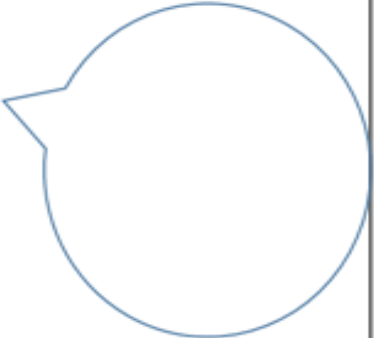

### **Home Learning Year 1- WB: 9th November 2020**

***Home learning to be completed on a Wednesday afternoon and over the weekend. Return your learning to your class teacher on the following Monday morning.***

***Thank you Miss Hobson and Mrs Kausar***

**Don't forget- we love seeing your home learning. You can always take a photo and email to school or tweet us! We are looking forward to seeing what you have been up to.**

Draw the animals in the order that they came to Percy's house. Write in the speech bubbles what you think the animals said when they knocked on the door.

two ducks   badger   mole   a family of mice   hedgehog   fox   squirrel   two rabbits