

**Home Learning Year 6- WB: 16<sup>th</sup> November**  
**2020**

<b><u>English</u></b>		<b><u>How long to spend</u></b>
<b><u>Spelling/Phonics:</u></b>	<p>We are looking at words this week that end in fer Please practice these spellings, you can use pyramid words, Look cover, check, draw pictures around the words or clap the syllables. Just like we would do in school.</p> <p><b>Monday-</b> Fiction, Fictitious <b>Tuesday-</b> Vice, Vicious <b>Wednesday-</b> Caution, Cautious <b>Thursday-</b> Malice, Malicious</p> <p>There are lots of fantastic videos to help with spelling on this Youtube Channel <a href="https://www.youtube.com/channel/UCywhh5mhHMqsf5deT1nJ1uA">https://www.youtube.com/channel/UCywhh5mhHMqsf5deT1nJ1uA</a></p>	10 minutes a day
<b><u>Reading:</u></b>	<p><i>Reminder about daily reading at home, reading your AR book.</i></p> <p><i>Please log in to Myon and complete your daily reading, when you have finished your book do not forget to do the accelerated learning quiz!</i></p>	20 minutes a day
<b><u>Writing:</u></b>	<p><b><i>Monday- Read through the newspaper report (WAGOLL) and identify key features such as headline, caption, by line, 5ws, technical vocabulary, past tense, chronological order and quotes</i></b></p> <p><b><i>Tuesday- Read the Wagoll again and use the planning sheet to plan your own newspaper report about finding the Franks in hiding.</i></b></p> <p><b><i>Wednesday- Write your newspaper report</i></b></p> <p><b><i>Thursday- Edit your newspaper report, thinking about those ‘quick fixes’</i></b></p> <p><b><i>Friday- Can you redraft your newspaper report, thinking about what you edited in yesterday’s lesson.</i></b></p> <p><b><i>Please remember to practice your handwriting everyday too.</i></b></p>	20 minutes a day
<b><u>Maths:</u></b>		
<b><u>Maths Warm Up</u></b>	<p>Fluent in five Monday 35, Tuesday 56, Wednesday 135, Thursday 103 and Friday 456 Double it /Half it +10 –10 X10, 100 and 1000, Divide by 10, 100, 100 Squared 2 Factors and 5 multiples Challenge- round it/divide it</p>	10 minutes

<p><b><u>Maths</u></b></p>	<p>Monday- Identify types of angles SC Acute – less than 90 degrees Right angle – 90 degrees Obtuse – Bigger than 90 degrees but less than 180 degrees Reflex - Bigger than 180 degrees but less than 360 degrees</p> <p>Tuesday- Find missing angles SC Angles on a straight line add up to 180 degrees Angles around a point add up to 360 degrees Opposite angles are equal</p> <p>Wednesday- To solve Sats style questions</p> <p>Friday- Please complete the arithmetic quiz, you have 20 minutes to complete it.</p>	<p>20 minutes a day</p>
<p><b><u>Curriculum</u></b></p>		
<p><b><i>RE</i></b></p>	<p><i>We would like you to research about the Advent. Think about: The purpose of Advent What Advent means to Christians What types of advent you can get</i></p> <p><i>Can you do a mind map to show your information and then create your own advent for the month of December</i></p>	<p><u>Two after- noons</u></p>

**Key**



Acute



Obtuse



Right angle

**16.11.20 LO: Recognise and identify acute and obtuse angles**

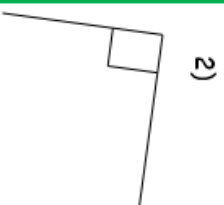
Acute angles are less than/more than  $90^\circ$ .

Obtuse angles are less than/more than  $90^\circ$ , but less than/more than  $180^\circ$ .

- Choose 3 colours, fill in the key, then colour the angles as appropriate.
- Estimate the sizes of the angles by comparing them to right angles and straight lines.



1)



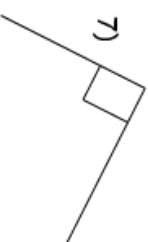
2)



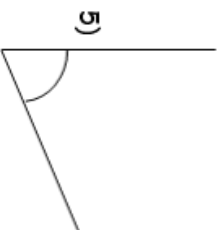
3)



4)



7)



5)



6)



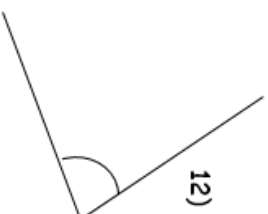
9)



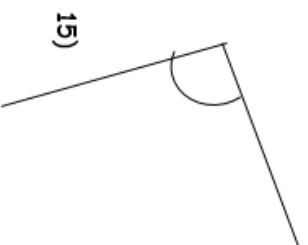
8)



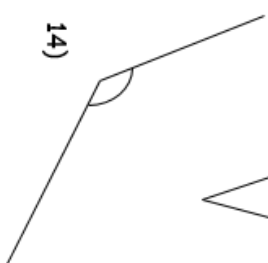
11)



12)



15)



14)



13)

**Estimates:**

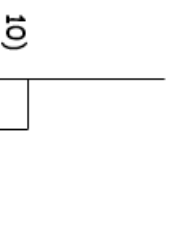
1)

2)

3)

4)

5)




10)

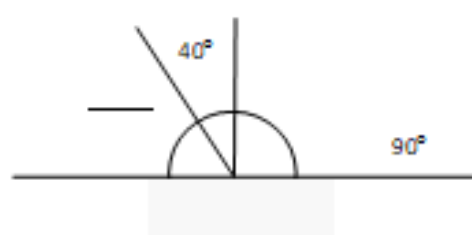
1.



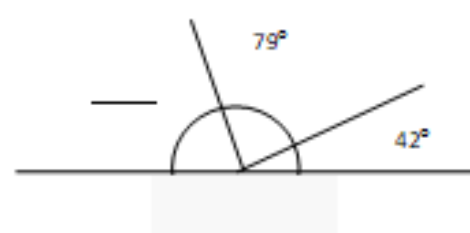
2.



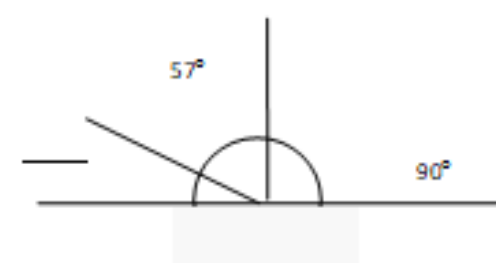
3.



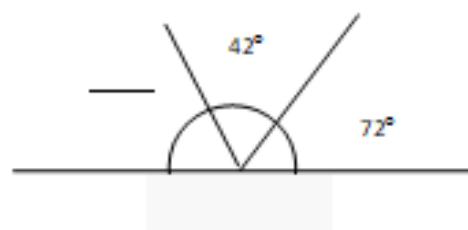
4.



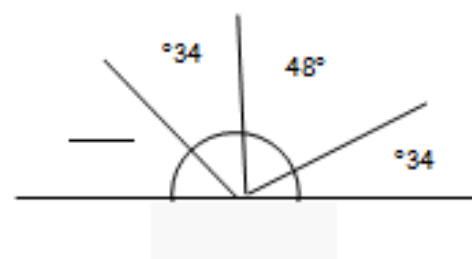
5.



6.



7.



8.



**Q1.**

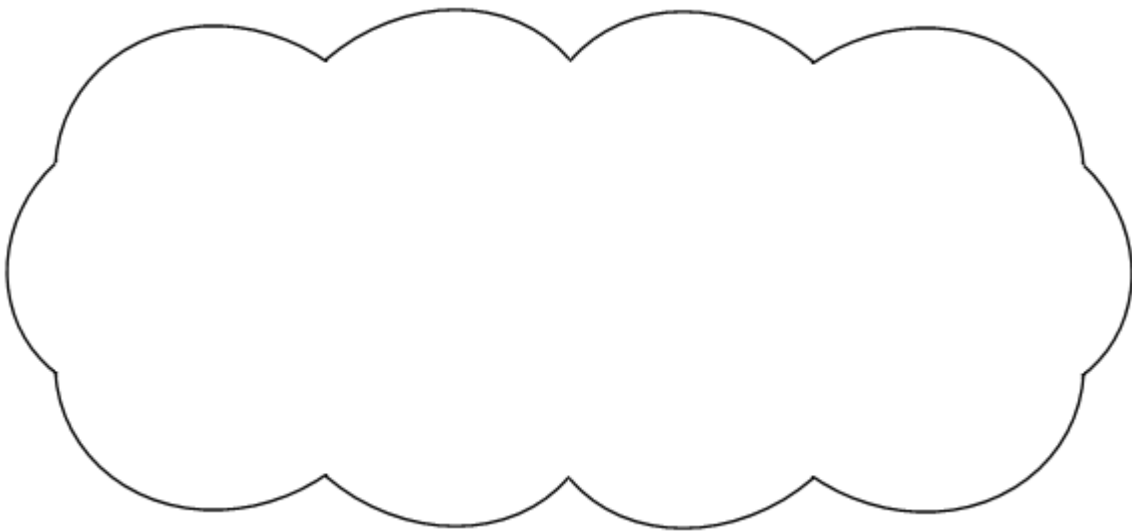
Two of the angles in a triangle are  $70^\circ$  and  $40^\circ$

Jack says,

The triangle is equilateral.




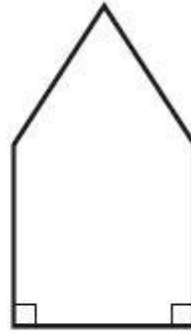
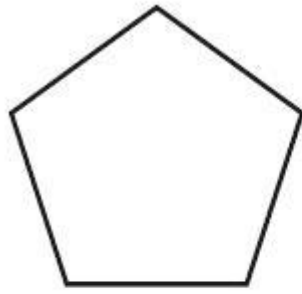
Explain why Jack is **not** correct.



1 mark

**Q2.**

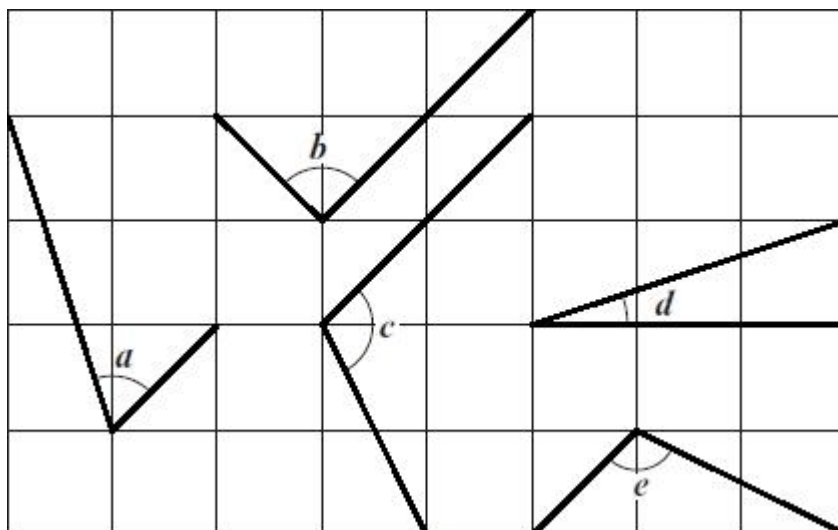
Circle the **pentagon** with exactly **four acute angles**.



1 mark

**Q3.**

Here are five angles marked on a grid of squares.



Write the letters of the angles that are **obtuse**.

\_\_\_\_\_ 1 mark

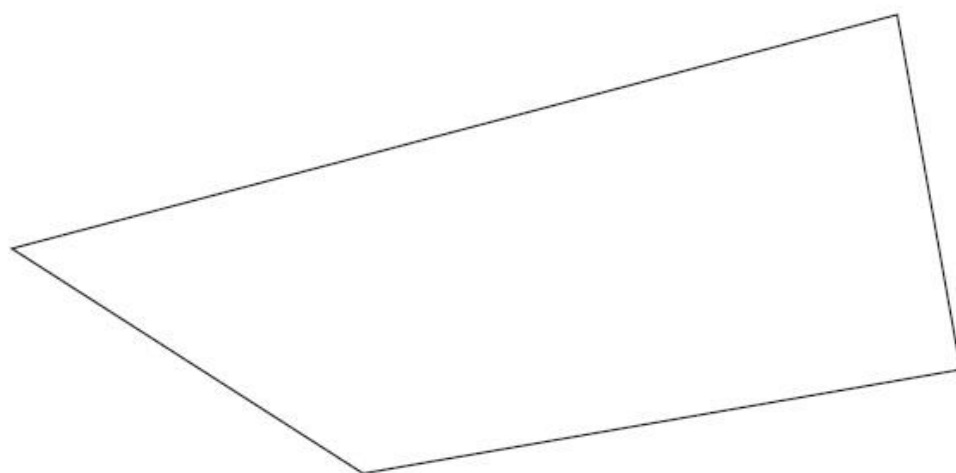
Write the letters of the angles that are **acute**.

\_\_\_\_\_ 1 mark

**Q4.**

In this shape, one of the angles is **obtuse**.

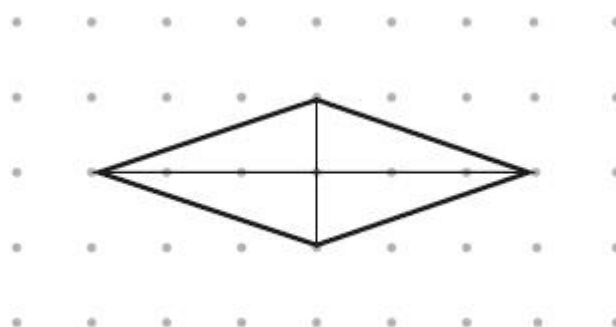
Tick (✓) the obtuse angle.



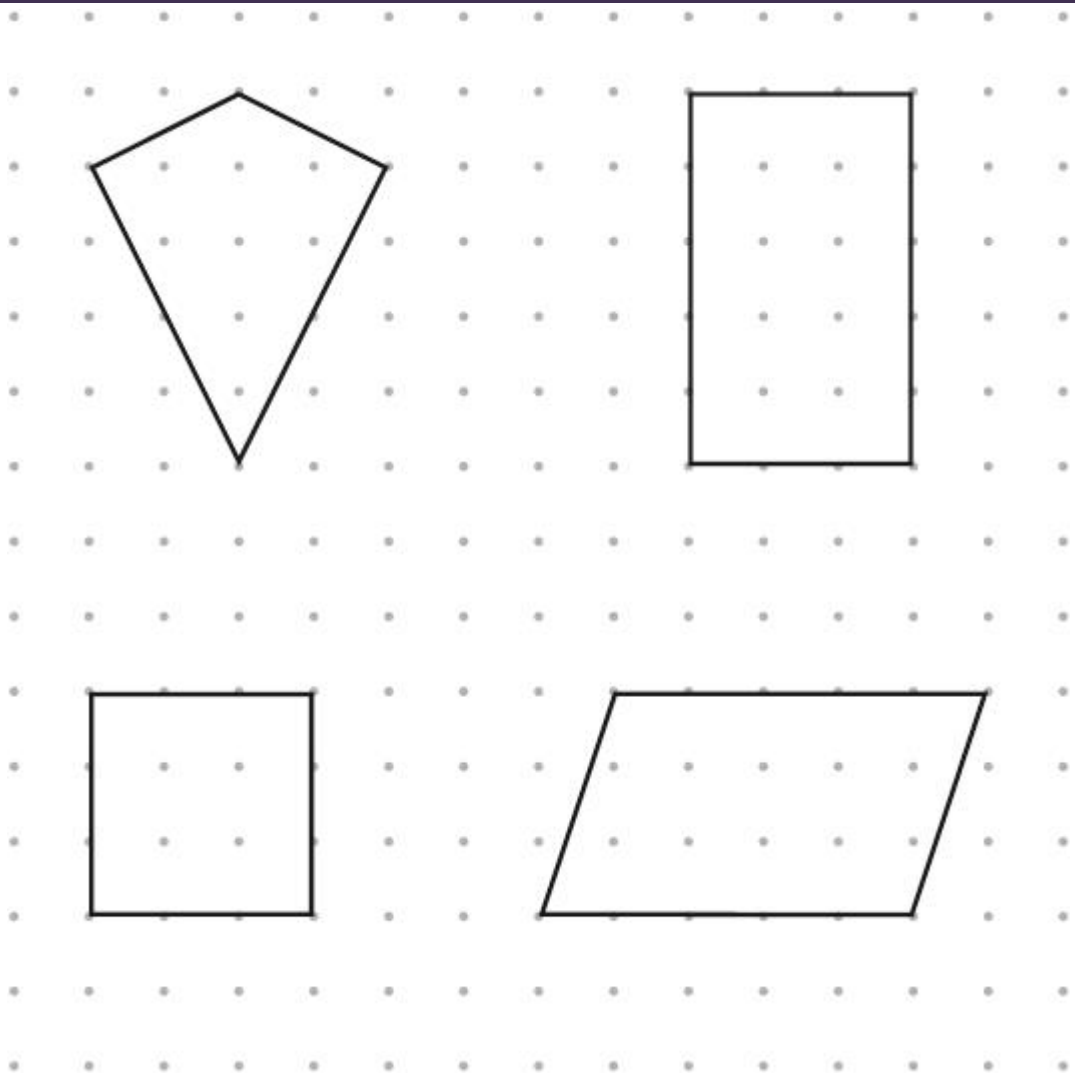
\_\_\_\_\_ 1 mark

**Q5.**

The diagonals of this quadrilateral cross at right angles.



Tick **all** the quadrilaterals that have diagonals which cross at right angles.


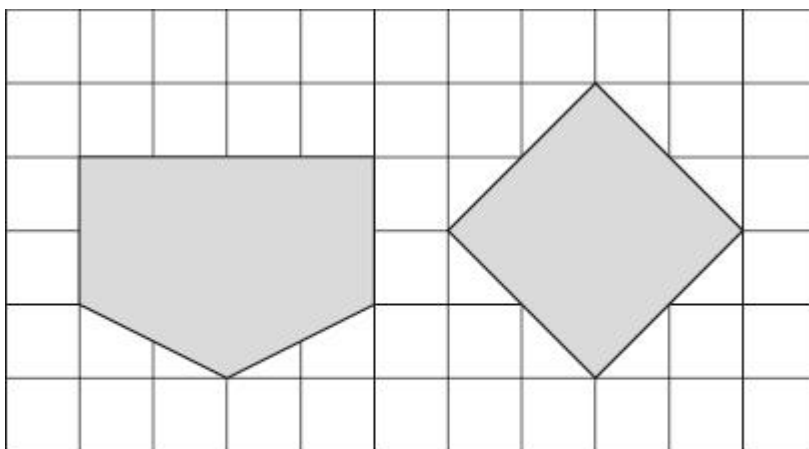


2 marks

**Q6.**

Here are two shapes on a square grid.

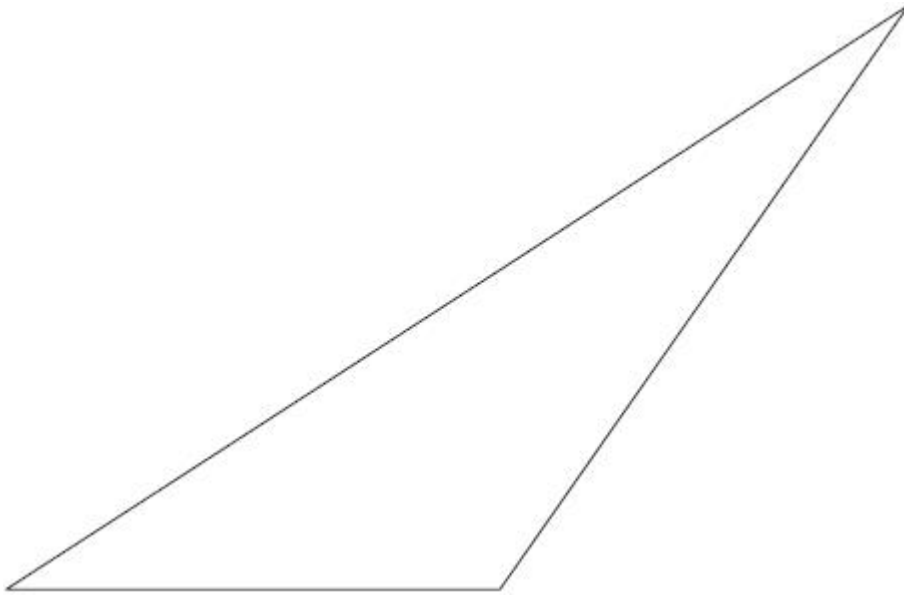
For each shape, write how many **right angles** it has.



1 mark

**Q7**





Measure the length of the shortest side of this triangle in millimetres.

mm

1 mark

Measure the size of the largest angle in this triangle.

°

1 mark

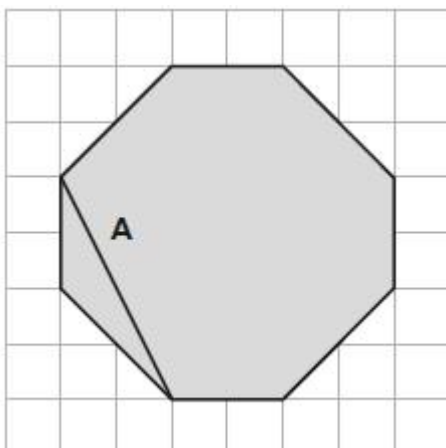
### Q8.

The diagram shows a shaded octagon on a square grid.

Line **A** joins two vertices of the octagon.

Join two other vertices to draw a line **parallel** to line **A**.

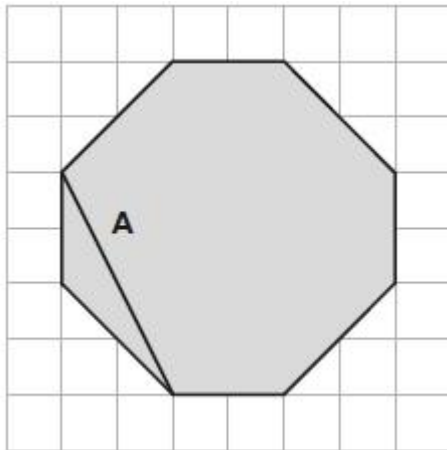
Use a ruler.



1 mark

Join two vertices to draw a line **perpendicular** to line **A**.

Use a ruler.



1 mark

# CAPTURED!

4<sup>th</sup> August 1944

Reporter : Maria Hussain

Two Family of JEWS in Hiding for Two Years Finally Incarcerated.

On the 4<sup>th</sup> August 1944 a break through discovery was made. After following up a lead on alleged ration fraud, the local Gestapo, who are extremely powerful, stumbled upon another illegal operation. Eight people (all of Jewish faith) were found hiding in a secret annexe above working offices. Additional to those discovered in the annexe, two local people- who are believed to have worked within the building-were also arrested.

It has been reported that the Gestapo arrived outside the dull grey building, with dark uninviting windows, as workers arrived at the offices. An eye witness, who wishes not to be named, reported: "I heard shouts of Hail Hitler and mentions of illegal rationing from the angry Nazis". Using the power of their Swastika, the door was forced open by the Gestapo; they made their way through the building.

From further investigation, it is alleged that has the Gestapo began to investigate possible rationing fraud, which is prohibited here in the Netherlands, when they became interested in a standard book case. The sturdy book case, where many files were placed, was searched by the uniformed officers when suddenly one of the gestapo explained that he had noticed something odd about the way it was positioned. When asked, the lead Gestapo (Karl Silberbauer) commented: "Whilst searching, we could see that the bookcase was concealing something; something that turned out to be a secret door way".

After minutes of entering the building, the secret annexe was revealed. Behind the solid wooden bookcase, which had been expertly positioned, revealed a steep narrow stair case that lead high up into the roof of the building. Further information is still yet to emerge surrounding finer details to the living conditions within the annexe, however it is known that food and supplies were given to the families by the two office workers who have been detained.



*One of the bedrooms inside the secret annexe*

Following their investigation, the Gestapo emerged from the building with eight people. It is believed they are two families and one male companion named locally as: The Frank Family, Van Pels Family and Fritz Pfeffer (a known dentist). As the families-who were only wearing coats and had no belongings- stepped outside, they were all arrested. It is believed they have been transferred to Westerbork transit camp where they will wait to be moved to a concentration camp such as Auschwitz. When asking a worker from the offices about their involvement in the concealment, they denied any knowing-stating: "If I had known what was going on, I would have reported it instantly to the Gestapo. We thought Mr Frank had gone to Switzerland."

To conclude the report, remember to stay vigilant at all time and report anything suspicious immediately to your local Gestapo.

Headline-

Lead Sentence: \_\_\_\_\_

Commentary: - All the facts about what happened, in order, including why events happened in the first place.

Quotes \_\_\_\_\_

Final Paragraph \_\_\_\_\_