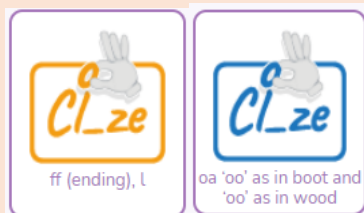


English

Completed
by...

Spelling/Phonics:

Please keep re-capping and practicing the **phase 2 and phase 3** sounds with your children using the sound mats provided. This week we would love you to log onto Purple Mash and work on the phonic sounds below.



Practice the phonics sounds set on Purple Mash.

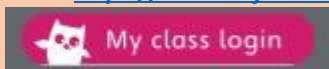
Reading:

Remember to read your reading book with a family member at least **3 times throughout** the week. Try re-telling the story to check if your child has understood what has happened in the story and see if they can remember any characters. This week we would love you to log onto the Oxford owl reading website to **access the book shown below:**



Use the link below to access the website: <https://www.oxfordowl.co.uk/>

Click on the 'My class Login' button



Then, enter the details below for **BOTH Class 3 and Class 4:**

My Class name: **class3_GH**

Password: **Greenhill1**

After reading

- Using the story map on page 16, ask your child to retell the story in their own words. *What happened at the beginning? What happened next? etc.*
- Talk with your child about the book. Here are some questions you could ask:
 - What was the name of the recipe book Mrs Butterworth looked at with Jin?
 - How much zoom food should Jin have eaten?
 - How did Mrs Butterworth and Ben stop Jin from crashing to the ground?
- Which part of the story did your child like the most? Ask them to reread that part to you, encouraging them to read with pace and expression.
- Encourage your child to read the story again. This will build their reading confidence and fluency.

Other things to do

Discuss with your child what ingredients they would put in their own zoom food recipe. They could devise several recipes and make a Zoom Food cook book like Mrs Butterworth's.

Writing:

This week in Literacy we have been reading the story of 'Little Robin Red Vest'. He is such a kind and thoughtful robin who gave away his vests to his friends because they were feeling cold. Use the adjectives and noun on the sheet below and your fantastic sentences writing skills to write some sentences about Robin. Also see if you can think of other adjectives to write your own sentences.



Maths:


Maths

Please continue to practise your 2 times and 10 times tables. Have a go at listening to the timetables songs below **OR** you can practice them at home - writing out your 2's and your 10's on a piece of paper. Use the videos below to help practise the tables.


<https://www.youtube.com/watch?v=3yf3xgE8wMc> - 2 Times table's song.

<https://www.youtube.com/watch?v=dYaphiY8RIY> – 10 Times tables song.


This week in maths we have moved onto looking at **3D shapes**.



3D Shapes




Sorting 2D and 3D Shapes



2DIY3D - Shape Collector

Log onto Purple Mash and have a go at recognising and sorting 3D shapes. You could also have a go at the Shape Collector game. Use the forward, back, left and right arrows to walk around the maze and collect the shapes.

<p><u>Topic- Florence Nightingale</u></p>	<p>This week we will continue with our class topic of Florence Nightingale. For your topic homework this week, we would love for you to find about how Florence Nightingale made the conditions in the hospitals better.</p> <p>Try and find out about,</p> <ul style="list-style-type: none"> - The beds in the hospitals - The food in the hospitals - How clean the hospitals were 	
<p><u>On-going project-</u></p>	<p>Our new topic this half-term is Florence Nightingale. We will be going back in time to explore who Florence Nightingale was and what she did to make us remember her today. We will also be comparing hospitals now and then. For your topic project this half term, we would like you to do some research all about Florence Nightingale, using what you learn in school and at home and create a WOW piece of learning.</p>  <p>This could simply be a poster with lots of facts and pictures, a craft Florence nightingale lamp, or just anything you can think of to showcase your learning. Feel free to use your imagination. We will be awarding special prizes for super pieces of home learning.</p>	<p><u>End of half term</u></p>
	<p style="text-align: center;"><u>Home Learning Year 1- WB: 30th November 2020</u></p> <p style="text-align: center;"><i>Home learning to be completed on a Wednesday afternoon and over the weekend. Return your learning to your class teacher on the following Monday morning.</i></p> <p style="text-align: center;"><i>Thank you Miss Hobson and Mrs Kausar</i></p> <p style="text-align: center;"><u>Don't forget- we love seeing your home learning. You can always take a photo and email to school or tweet us! We are looking forward to seeing what you have been up to.</u></p>	

Florence Nightingale Hospital

Conditions in the hospital before Florence arrived



twinkl visit twinkl.com



Florence Nightingale Hospital

Conditions in the hospital after Florence arrived



twinkl visit twinkl.com






dirty hospital



smelly



poor food



good food



clean hospital



**all soldiers had
a bed**




**some soldiers
had to sleep on
the floor**



**nurses washed
their hands
regularly**

Find out about what the conditions were like in hospitals before Florence Nightingale arrived and what they were like after she arrived. Cut the pictures out and place them on the correct mat to show the conditions.



Little Robin Red Vest



Adjectives	Nouns
pointy yellow	Robin
kind and caring	beak
soft fluffy	vest
bright red	feathers

Use the adjective and nouns to write sentences about Robin.

Robin is _____

He has _____

He has _____

He has _____

Now use your own adjectives to write two more of your own sentences about Robin.
