



Home Learning Reception- WB: 30th November 2020

English		Completed by...
Spelling/Phonics:	This week in phonics we will be introducing the children to the sounds b,f,l https://www.bbc.co.uk/bitesize/topics/zcqqqtfr This is a link to a phonics BBC bitesize page with videos to demonstrate each sound we will be teaching during phase 2 and how to pronounce them correctly. In phonics we are looking at lots of CVC words with the children such as cat and dog. We name each sound we can see in the word and then say them using robot arms to try and get the children to orally blend the word. Get them to show you how we do it.	<i>Thurs 3rd December</i>
Reading:	<i>Please read with your child at least 3 times this week and when you have done this write in their yellow Reading Diary so your child can get stickers from their teacher to celebrate their great reading. Can you share your favourite book with a grown up at home? What is your favourite part of the book? Attached to your home learning pack is your Bug Club Password and login. On this interactive site you will find books for your child to read linked to their current phonics phases and some fun activities. There is a parents section to show you how to help your child.</i>	<i>Ongoing all week</i>
Writing:	<p>Can you write your name? Please practise writing your child's name with them using the correct pencil grip and the correct letter formation shown on the sheet below.</p> <div style="display: flex; justify-content: space-around; align-items: center;">   </div> <p>Can you practise writing the letters we have learnt in phonics this week - There are some sheets attached to help you !</p>	<i>Every day</i>
Maths:		
Maths	This week we have been doing lots of learning about shapes. Can you help your child to colour in the shapes in the right colour on the sheet? Ask them how many sides and corners each shape has as they are identifying the shapes.	<u>Monday 7th December</u>
Curriculum		
The World	<p><i>This week we have been doing lots of learning about sorting day and night time activities.....</i></p> <p><i>Can you sort the images into day and night time activities?</i></p>	<u>Monday 7th December</u>

Don't forget- we love seeing your home learning. You can always take a photo and email to school or tweet us! We are looking forward to seeing what you have been up to.

<p>a</p>  <p>Around the apple and down the leaf.</p>	<p>b</p>  <p>Down the laces to the heel and around the toe.</p>	<p>c</p>  <p>Curl around the caterpillar.</p>	<p>d</p>  <p>Around the dinosaurs bottom, up his tall neck & down to his toes.</p>	<p>e</p>  <p>Lift off the top and scoop out the egg.</p>	<p>f</p>  <p>Down the stem and draw the leaves.</p>
<p>g</p>  <p>Around the girls face, down her hair and give her a curl.</p>	<p>h</p>  <p>Down the head, to his hooves and over his back.</p>	<p>i</p>  <p>Down the body and dot for the head.</p>	<p>j</p>  <p>Down his body, curl, dot for his head.</p>	<p>k</p>  <p>Down the kangaroo's body tail and leg.</p>	<p>l</p>  <p>Down the long leg.</p>
<p>m</p>  <p>Down Maisie, mountain, mountain.</p>	<p>n</p>  <p>Down Nobby and over his net.</p>	<p>o</p>  <p>All around the orange.</p>	<p>p</p>  <p>Down the pirates plait and around his face.</p>	<p>qu</p>  <p>Round her head, up past her earring, down her hair, and flick.</p>	<p>r</p>  <p>Down the robots back and curl over his arm.</p>
<p>s</p>  <p>Slither down the snake.</p>	<p>t</p>  <p>Down the tower, across the tower.</p>	<p>u</p>  <p>Down and under, up to the top and draw the puddle.</p>	<p>v</p>  <p>Down a wing, up a wing.</p>	<p>w</p>  <p>Down, up, down, up.</p>	<p>x</p>  <p>Down the arm and leg, repeat the other side.</p>
<p>y</p>  <p>Down a horn, up a horn and under head.</p>	<p>z</p>  <p>Zig-zag-zig.</p>				

Letter Formation

Trace over these letters.

b

b b b b

b b b b

b b b b

b b b b

Letter Formation

Trace over these letters.

f

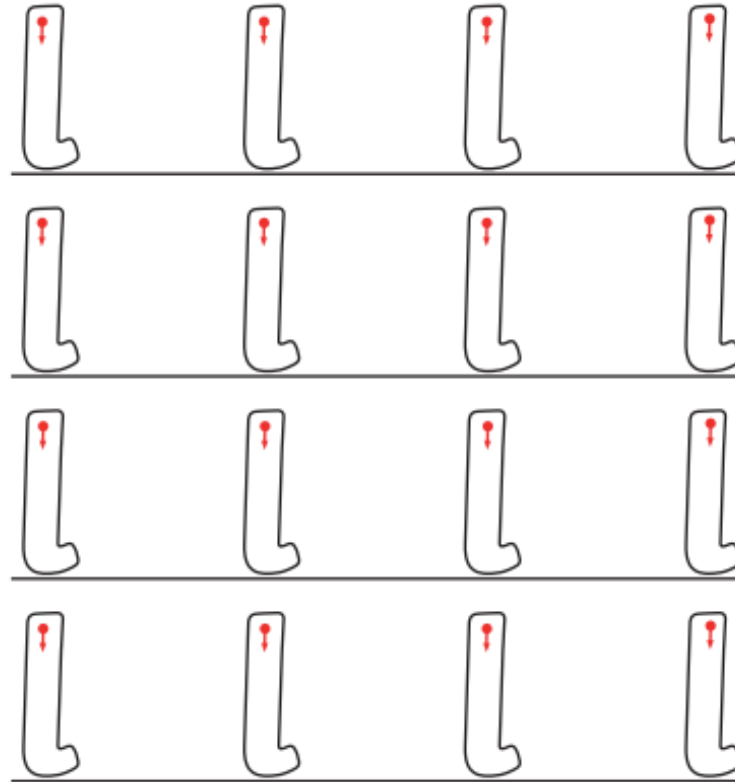
f f f f

f f f f

f f f f

Letter Formation





Trace over these letters.




2D Shape Colouring

Can you colour the shapes to complete the picture?

Key:

-  = red square
-  = blue circle
-  = yellow rectangle
-  = green triangle



Night-time

Daytime

Night-time



twinkl visit twinkl.com

Milk deliverer arrives



Wake up




Breakfast



Evening meal



Bath time



School



Come home from school



Play at home



Bedtime



Story time

