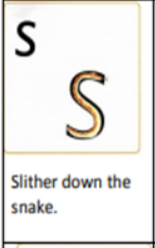



## Reception Remote Home Learning – Week beginning 11th January 2021

English		Time to spend on activity
Phonics:	<p><b>Warm up</b> On See Saw watch and respond to the phonics flashcard video – Make sure you are saying the sounds correctly? How many sounds can you remember?</p> <p><b>Monday</b> Today we are focusing on the sound 's'. Watch the See Saw video to practise forming the letter, writing words and sentences with the letter 's' in and reading words and sentences.</p>  <p>Use sound buttons to write these words <b>sit sap sat</b> Read these words using your robot arms. Can you blend the sounds on the clap? <b>Sip sin tis (nonsense word)</b> Get an adult to say this sentence to you. Repeat it back to them, count the words, then write each word in turn using your sounds and tricky words. Don't forget your finger spaces and a full stop at the end! <b>I sat in the sun.</b> Can you read this sentence? <b>The sun is hot.</b> Practise your tricky words using the following song. <a href="https://www.youtube.com/watch?v=TvMyssfAUx0&amp;list=PLCLKSf1kRDSRP6OCf-lm0wAr2s7Y1Lfko">https://www.youtube.com/watch?v=TvMyssfAUx0&amp;list=PLCLKSf1kRDSRP6OCf-lm0wAr2s7Y1Lfko</a></p> <p><b>Tuesday:</b> On See Saw watch and respond to the phonics flashcard video – Make sure you are saying the sounds correctly? How many sounds can you remember? Today we are focusing on the sound 'a'. Watch the See Saw video to practise forming the letter, writing words and sentences with the letter 'a' in and reading words and sentences.</p>  <p>Use sound buttons to write these words <b>an pan nap</b> Read these words using your robot arms. Can you blend the sounds on the clap? <b>Tan pat am</b> Get an adult to say this sentence to you. Repeat it back to them, count the words, then write each word in turn using your sounds and tricky words. Don't forget your finger spaces and a full stop at the end! <b>I am in a pit.</b> Can you read this sentence? <b>The ant is in the pan.</b> Practise your tricky words using the following song. <a href="https://www.youtube.com/watch?v=TvMyssfAUx0&amp;list=PLCLKSf1kRDSRP6OCf-lm0wAr2s7Y1Lfko">https://www.youtube.com/watch?v=TvMyssfAUx0&amp;list=PLCLKSf1kRDSRP6OCf-lm0wAr2s7Y1Lfko</a></p>	20 Minutes daily

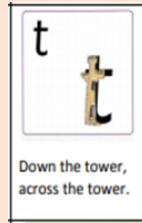
## Reception Remote Home Learning – Week beginning 11th January 2021

### Wednesday

On See Saw watch and respond to the phonics flashcard video – Make sure you are saying the sounds correctly? How many sounds can you remember?

Today we are focusing on the sound 't'.

Watch the See Saw video to practise forming the letter, writing words and sentences with the letter 't' in and reading words and sentences.



Use sound buttons to write these words **tap tip tin**

Read these words using your robot arms. Can you blend the sounds on the clap? **Nat tan nit**

Get an adult to say this sentence to you. Repeat it back to them, count the words, then write each word in turn using your sounds and tricky words. Don't forget your finger spaces and a full stop at the end!

**The pot is in the tip.**

Can you read this sentence?

**The tap is on.**


Practise your tricky words using the following song.

<https://www.youtube.com/watch?v=TvMyssfAUx0&list=PLCLKSf1kRDSRP6OCf-lm0wAr2s7Y1LfkO>

### Thursday

On See Saw watch and respond to the phonics flashcard video – Make sure you are saying the sounds correctly? How many sounds can you remember?

Today we are focusing on the sound 'p'.



Watch the See Saw video to practise forming the letter, writing words and sentences with the letter 'p' in and reading words and sentences.

Use sound buttons to write these words **pit pat pin**

Read these words using your robot arms. Can you blend the sounds on the clap? **Tip nip pit**

Get an adult to say this sentence to you. Repeat it back to them, count the words, then write each word in turn using your sounds and tricky words. Don't forget your finger spaces and a full stop at the end!

**The pot is on the pan.**

Can you read this sentence?

**I can go to the tip.**

Practise your tricky words using the following song.

<https://www.youtube.com/watch?v=TvMyssfAUx0&list=PLCLKSf1kRDSRP6OCf-lm0wAr2s7Y1LfkO>

### Friday


On See Saw watch and respond to the phonics flashcard video – Make sure you are saying the sounds correctly? How many sounds can you remember?

Today we will be focusing on writing a family of letters. Watch the SeeSaw demonstration video to show you the correct letter formation for the letters b/h/k/m/n/p/r/.


Take a look at the handwriting section below.

Practise writing the letters and send us a photo of you doing it indoors or outdoors.

## Reception Remote Home Learning – Week beginning 11th January 2021

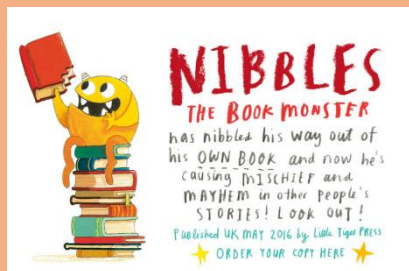
<b><u>Reading:</u></b>	<p>Remember to read a book with a family member at least <b>3 times throughout</b> the week. Please ensure that you allow the children to hold the book themselves and encourage them to turn the page as this is part of their learning in reception. Before you even open the book ask the children about what they can see on the front cover. Do they recognise any of the characters? What do they think the story is going to be about? Can they guess the title? Then on each page ask the children what is happening in the pictures and ask them to predict what is going to happen next. With the words the children cannot read them yet but they might be able to recognise some of the sounds they have already learnt about in phonics. If you tell them the words, get them to repeat them and see if they can recognise any repeating words. They may also recognise the high frequency words that they have been taught in phonics this week (a, at and as) Then after finishing the story try re-telling the story to check if your child has understood what has happened in the story and see if they can remember any characters.</p> <p><b><u>Questions to ask when reading at home</u></b></p> <ul style="list-style-type: none"><li>• What is the story about?</li><li>• What did the character just do? Why?</li><li>• What do you think will happen next?</li><li>• Who is your favourite character? Why?</li><li>• What is your favourite part of the story? Why?</li></ul> <p>It is also important that your child reads a Bug Club book so that they can use the skills taught in the phonics sessions above. These books are also perfect to get your child to sound out the cvc words such as cat and dog and then blend them together. Your child should have a Bug Club book in their book bag, they can also log onto their Bug Club account with their own personal login and password to read lots of books that we have set for them. Here is a link to some guidance for parents on what Bug Club is and how to access it from our school website. <a href="https://www.greenhill.theharmonytrust.org/news/bug-club-guidance-for-home-learning/58394">https://www.greenhill.theharmonytrust.org/news/bug-club-guidance-for-home-learning/58394</a></p>	15 minutes daily
<b><u>Writing:</u></b>	<p><b>Monday</b> Have a look at our Wonder Picture this week</p>  <p>What can you see in the picture? Remember to start your sentence... I can see..... Tell your grown up two sentences starting 'I can see....' What would you like to find out about the picture? Remember to start your sentence... I wonder..... Tell your grown up two sentences starting 'I wonder.....' Can you write or say your sentences and upload them on SeeSaw for us to see?</p>	30 minutes daily

## Reception Remote Home Learning – Week beginning 11th January 2021



This week we will be doing lots of great learning about the book 'Nibbles the Book Monster' Remember our sticky knowledge What part of the book is this?....Yes the front cover!

What part of the book is this ?.....Yes the back cover! What is this bit of writing on the back? Well done it's the blurb! let's read it and see what we think the book is going to be about.



Listen to Miss Savage telling the story on See Saw.

### Tuesday

Listen to Miss Savage telling the story of Nibbles the Book Monster again. Can you draw and label Nibbles? Watch Miss Savage doing it on See Saw to help you.

### Wednesday

The first story Nibbles was naughty in was Goldilocks and the Three Bears. Can you draw a picture of Nibbles being naughty in the Three Bear's cottage and label it? Watch Miss Savage doing it on See Saw to give you some ideas.

### Thursday

Which story do you think Nibbles will appear in next? Can you draw a picture of your favourite story and where you think Nibbles might appear? Might he nibble through one of our Julia Donaldson Stories? Where would he appear in Zog ?


Watch on See Saw for some ideas!!

### Friday

Next week we would like you to make some play dough at home so that you can make some characters from our book. For this you will need....

- 8 tbsp plain flour
- 2 tbsp table salt
- 60ml warm water
- food colouring
- 1 tbsp vegetable oil

We would like you to write a shopping list for these ingredients for your grown up to buy. Can you send us a photo of your list?



## Reception Remote Home Learning – Week beginning 11th January 2021

This is what you need to do with your ingredients to make the perfect playdough!

### Method

1. Mix the flour and salt in a large bowl. In a separate bowl mix together the water, a few drops of food colouring and the oil.
2. Pour the coloured water into the flour mix and bring together with a spoon.
3. Dust a work surface with a little flour and turn out the dough. Knead together for a few minutes to form a smooth, pliable dough. If you want a more intense colour you can work in a few extra drops of food colouring.
4. Store in a plastic sandwich bag (squeeze out the air) in the fridge to keep it fresh. You

Here is a video of what you need to do...

<https://www.bbcgoodfood.com/howto/guide/playdough-recipe>






Or you can use the recipe in our maths learning.

Can you send us a photo of you making your play dough? What colour will you make it?

### Handwriting

*This week we are writing the letter family b/h/k/m/n/p/r*

*Whilst your child is writing please encourage them to use the correct pencil grip.*



Please help your child to practise these letters in lots of different places....with a pencil on paper, in sand or soil, with a paintbrush outside, with an airgrip on lots of surfaces around your home. Please can your child practise writing their name. We would like to be able to do without any help very soon!

15 minutes every other day.

## Reception Remote Home Learning – Week beginning 11th January 2021

### Maths:

#### Maths

#### Monday

<https://whiterosemaths.com/homelearning/early-years/alive-in-5-week-3/>

Watch Alive in 5 session 1

Can you send us a photo of you being a set balance scales with two objects from around your home?



#### Tuesday

<https://.com/homelearning/early-years/alive-in-5-week-3/>

Watch Alive in 5 session 2



Can you send us a photo of containers from your house that are full empty, nearly full and nearly empty?

#### Wednesday

<https://.com/homelearning/early-years/alive-in-5-week-3/>

Watch Alive in 5 session 3

Can you send us pictures of you filling different containers at home?



#### Thursday

Watch Alive in 5 session 4

<https://.com/homelearning/early-years/alive-in-5-week-3/>

Can you fit more than 12 objects inside your match box(or other small box)?



30  
minutes  
daily

## Reception Remote Home Learning – Week beginning 11th January 2021

	<p><b><u>Friday</u></b>            Watch Alive in 5 session 5  <a href="https://.com/homelearning/early-years/alive-in-5-week-3/">https://.com/homelearning/early-years/alive-in-5-week-3/</a></p>  <p>Can you follow this recipe? What does your playdough look like? Can you send us a picture?</p>	
<b><u>Curriculum</u></b>		
<p><b><u>Topic-</u></b></p>	<p>Arctic environments.            Watch this video clip about cold places  <a href="https://www.bbc.co.uk/iplayer/episode/b09s39xl/andys-safari-adventures-series-1-4-andy-and-the-arctic-fox">https://www.bbc.co.uk/iplayer/episode/b09s39xl/andys-safari-adventures-series-1-4-andy-and-the-arctic-fox</a>            Can you tell a grown up at home.....            What animals did you see?            What is the same and different from where you live in Oldham?            What 2 things are the same?            What 2 things are different?</p> <p>Can you create us an Arctic scene?            You can use See Saw or you can create us an image at home and show us a picture.</p> 	<p><u>Ongoing over the week</u></p>

We are looking forward to seeing what you have been up to. If you have any issue please contact school and we can get you some help.

Miss Savage and Mrs Ali

Miss Bradshaw and Miss Seddon