






















Home Learning Year 3 WB: 11.1.21

English		Completed by...									
Spelling:	<table border="1"> <tr> <td style="text-align: center;">8 eight</td> <td style="text-align: center;"> caught</td> <td style="text-align: center;"> centre</td> </tr> <tr> <td style="text-align: center;"> century</td> <td style="text-align: center;"> heart</td> <td style="text-align: center;"> breath</td> </tr> <tr> <td style="text-align: center;"> busy</td> <td style="text-align: center;"> early</td> <td></td> </tr> </table>	8 eight	 caught	 centre	 century	 heart	 breath	 busy	 early		Daily
8 eight	 caught	 centre									
 century	 heart	 breath									
 busy	 early										
Reading:	<p>Log into your MYON account daily and read the set texts daily. Leave your teachers a review once you finish a book to say if you enjoyed it and if you would recommend it to a classmate. https://www.myon.co.uk/login/index.html?logoutReason=10&returnTo=%2Flibrary%2Fsearch.html</p> <p>MyON – Books will be added daily. Please quiz on your MyON book too.</p> <p>Read your reading book every night and make a list of any words you are not sure about. You can quiz on your school book on the AR website.</p>	Daily									
Writing:	<p style="text-align: center;">POETRY LITERACY - POETRY</p> <p>Monday Learning Objective : Create a kennings poem. Success Criteria</p> <ol style="list-style-type: none"> 1. Name of the person for the title. 2. Capital letter at the beginning of every line 3. Noun and verb to describe the person 4. Add 'er' to the end of the verb to make your new verb 5. Comma at the end of every line 6. 4 lines in a verse 7. Full stop at the end of every verse 8. Leave a line in between every verse <p>Use the video for help = Year 3 Literacy MONDAY https://youtu.be/NibhzBNcrrA</p> <p>HOMEWORK – TASK</p> <p>Write, think and talk to family about words to describe family members and things they do at home.</p> <p>Look at the example on the video tutorial</p> <p>You will use this for Tuesday's literacy (tomorrow).</p> <div style="border: 1px solid black; padding: 10px; margin-top: 20px;"> <p style="text-align: center;"><u>Mrs Kennings</u></p> <p>Loud shouter, Deep thinker, Rain hater, Coffee drinker.</p> <p>Spell checker, Sum ticker, Line giver, Nit picker.</p> <p>Ready listener, Trouble carer, Hometime lover, Knowledge sharer.</p> <p style="text-align: right;">By Paul Cookson</p> </div>	Daily									

Tuesday

Learning Objective : Write a kennings poem

Success Criteria

1. Name of the person for the title.
2. Capital letter at the beginning of every line
3. Noun and verb to describe the person
4. Add 'er' to the end of the verb to make your new verb
5. Comma at the end of every line
6. 4 lines in a verse
7. Full stop at the end of every verse
8. Leave a line in between every verse



Once you have finished PERFORM YOUR POEM to someone, you live with.

Use the video for help = Year 3 Literacy TUESDAY

<https://youtu.be/WL8Z69U8lxI>

Wednesday

Learning Objective : Write a calligram – classroom object

Success Criteria

1. Describe how the objects looks.
2. Describe what the object does / what the object is used for
3. Make words look like what they are describing.



Use the video for help = Year 3 Literacy WEDNESDAY

https://youtu.be/rFH_iVghqQw

Thursday

Learning Objective : Write a calligram – Mr Cheetham

Success Criteria

1. Describe how the objects looks.
2. Describe what the object does / what the object is used for
3. Make words look like what they are describing.



Use the video for help = Year 3 Literacy THURSDAY

<https://youtu.be/5USy8s3dfp0>

Friday

Learning Objective : Write a calligram or kennings poem about Mrs Eccles



Success Criteria

KENNINGS POEM - Success criteria

1. Name of the person for the title.
2. Capital letter at the beginning of every line.
3. Noun and verb to describe the person.
4. Add 'er' to the verb to create your new word.
5. Comma at the end of every line.
6. 4 lines in a verse.
7. Full stop at the end of every verse.
8. Leave a line in between every verse.

CALLIGRAM POEM - Success criteria

1. Describe how the objects looks.
2. Describe what the object does / what the object is used for.
3. Make words look like what they are describing.

	<p>Use the video for help = Year 3 Literacy FRIDAY https://youtu.be/xFaKBA4BOX0</p> <p>Big Write = Complete the Purple Mash activity:</p>  <p>ALL the LITERACY VIDEO'S can be found at : https://www.greenhill.theharmonytrust.org/blogs/grade/7844</p>	
<p>Handwriting</p>	 <p>Please practise your joining. Use the spellings above so you can spell all of them correctly and joined up. https://teachhandwriting.co.uk/handwriting-warm-up-exercises.html Remember how to sit –</p>	<p>Daily</p>
<p>Maths</p>		
<p>Maths</p>	<p>TTRockstars – who will win the battle? Class 7 or Class 8? Challenge - How green can you get your heat mat? Just 5 minutes a day can make a big difference. https://play.ttrockstars.com</p> <p>Fluent in Five this Half Term. Practise these – can you quiz the adults in your house on these? Can they quiz you?</p> <p>50 + 70 = 120</p> <p>50 + 80 = 130</p> <p>50 + 90 = 140</p> <p>60 + 80 = 140</p> <p>60 + 90 = 150</p> <p>70 + 90 = 160</p> <p>Check Purple Mash. New activities will be added daily.</p> <p>Maths learning for the next 2 weeks is Measurement – Length Each day there will be a video to watch. The teacher will go through that days learning. Your activity will be on Purple Mash. Counting in 4s Number jacks https://www.youtube.com/watch?v=45XctAyxZf0 Counting in 8's https://www.youtube.com/watch?v=z_BJjR9rdwA</p>	<p>Daily</p>

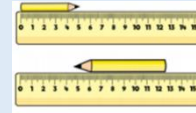
Monday – Watch the bbc bitesize clip that explains metric measurement, mm, cm, m, km <https://www.bbc.co.uk/bitesize/topics/z4nsgk7/articles/zqf4cwz>

Learning Objective - To accurately measure

Use a ruler to measure. If you don't have a ruler use your hands to measure objects in your house.

Success Criteria

- *look at the object
- *think if it will be mm, cm or m OR HANDS/FINGERS/FEET if you have no ruler
- *decide on best measuring equipment
- *place the ruler at 0



Watch the video below to see the teacher explaining how to use a ruler to measure. <https://youtu.be/RMnvUdSo2P0>

You can have a go at measuring objects big or small in your house. Then complete the Purple Mash activity, which asks you to look at the ruler and measure how long each object is.

Tuesday

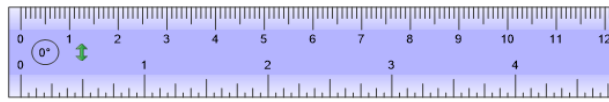
Learning Objective - To understand equivalent lengths

Success Criteria -

- *measure items
- *record in cm
- *record in mm
- *record in m

mm are the smallest unit of measure then cm, metre and km.

$$10 \text{ mm} = 1 \text{ cm}$$



Watch the video below to see the teacher explaining equivalent lengths

<https://youtu.be/t5xEH7SiVmg>

Then complete the Purple Mash activity where you are finding equivalent lengths.

Wednesday

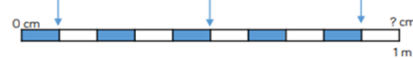
Learning Objective - To understand equivalent lengths

Success Criteria -

- *measure items
- *record in cm
- *record in mm
- *record in m

$$10\text{mm} = 1\text{cm} \quad 50\text{mm} = 5\text{cm} \quad 100\text{mm} = 10\text{cm} \quad 100\text{cm} = 1\text{m}$$

If a = 10 cm, calculate the missing measurements.



Watch the video below to see the teacher explaining equivalent lengths

https://youtu.be/SB_bm7Jf1H4

Then complete the Purple Mash activity where you are finding equivalent lengths.

Thursday

Learning Objective - To compare and order lengths

Success Criteria -

- *read measurement
- *convert all to same measurement
- *order/compare

Child	Height
Jack	135 cm
Rosie	109 cm
Amir	1m 5 cm
Dora	1 m 45 mm

Watch the video below to see the teacher explaining how to compare and order lengths

<https://youtu.be/Wdg43YKjsJU>

Then complete the Purple Mash activity where you are comparing different lengths and ordering.

Friday

Learning Objective - To reason and problem solve about length.

Success Criteria -

- *Find objects
- *Predict - longer or shorter than a metre
- *Measure
- *Decide
- *Record in a table

Always, Sometimes, Never?

mm lengths are smaller than cm lengths.

Watch the video below to see the teacher explaining how to solve the problem

<https://youtu.be/Rq-6J37tcgE>

Then complete the Purple Mash activity where you are finding objects that are shorter or longer than a metre.

ALL the MATHS VIDEO'S can be found at :

<https://www.greenhill.theharmonytrust.org/blogs/grade/7844>

Curriculum

PE/PSHE

Have a go at the YOGABUS. These are videos of yoga and relaxation. You can do them with the whole family if you are learning from home. Below is the link and password. Enjoy!

<https://vimeo.com/showcase/7488612>

Password: schoolbugs321*

On-going project

Ancient Egypt



Our learning this term is about Ancient Egypt. Use your research skills to find out information for the task -

TASK

To know the importance of the River Nile. Describe and understand.

Talk about the Nile's seasons:

1. **Flooding:** The flood waters arrived by the middle of July. The farmers could not work on their land so they worked for the pharaoh, laboring on the pyramids and temples, or improving the irrigation canals beside the river.
2. **Preparing:** land and planting.
3. **Harvesting:** T to use material to demonstrate the Nile flooding and receding. Children to use actions to demonstrate the planting and growth and the harvesting.

Complete the PURPLE MASH activity:

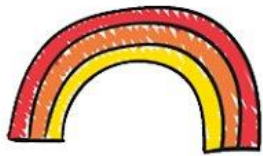


Ancient Egypt and the Nile


Record your findings about how the ancient Egyptians used the River Nile.

Children's Mental Health

Self-Care & Mental Health for Kids



Share your own feelings to encourage self-awareness.



Set aside time for low-stress or solo activities.



Find social groups that help them feel like they belong.



Focus on articulating feelings.

"I am angry."
"I am sad."

Encourage journaling and diaries.



Practice self-care for yourself to set the standard.

Encourage your child to focus on the moment.



Establish a self-care routine.



Recognize toxic stress events.

BlessingManifesting

Cultivate interests and hobbies.

Home learning to be completed each day, so your teacher can respond to your work. Thank you the Year 3 team