





Remote Home Learning: 18th January 2021

Spelling/Phonics		Time to spend on activity
Spelling/Phonics:	<p style="color: red; text-align: center;"><i>Spellings - Look, cover, write, check spellings</i></p> <p>game – Tricky 6</p> <p>Go on the website and practise the key words... Don't Cheat!</p> <div style="display: flex; justify-content: space-between; align-items: center;">  <div style="border: 1px solid green; padding: 5px; background-color: #2e7d32; color: white; font-size: 0.8em;"> minute, library, naughty, natural, medicine, knowledge, notice, material, length, learn, mention, </div> </div> <p style="color: blue; text-align: center;"><u>Look, Cover, Write, Check- mobile friendly (ictgames.com)</u></p>	30 minutes
Reading:	<div style="display: flex; justify-content: space-between; align-items: center;">   </div> <p>myON This week please can you complete the reading task: Pick one book from our 'Living things and their Habitats' section – please continue with the selection of books that Mrs Khalil has set you.</p> <p style="background-color: yellow;">Accelerated reader: STAR READER TEST</p> <p>Login to Accelerated Reader – Please complete the Star Reader test for us- so we can see how you are doing... click on the link below and log in!</p> <p style="color: blue;"><u>https://ukhosted11.renlearn.co.uk/6013217/default.aspx</u></p> <p>We will be checking your progress- only answer what you know... Don't guess!</p> <div style="display: flex; justify-content: center; align-items: center; margin-top: 10px;">  <div style="margin-left: 10px;"> <p>Read- on purple mash.</p> </div> </div>	Read for 20 minutes daily using your myOn and take an AR Star Reader test this week! 30 minutes
English		
Monday PurpleMash	<p>LO: To research the life of a Roman soldier</p> <p>Opener- watch the video- Make some notes as you watch it.</p> <p>Starter What do you already know about Roman soldiers? What have you learnt from the video?</p> <p style="color: blue;"><u>https://www.bbc.co.uk/bitesize/clips/zf98q6f</u></p> <p>Main <u>https://www.bbc.co.uk/bitesize/clips/zbns34j</u></p> <p>Today you will be making notes. The notes will be all about the Romans. You can use my links or research some facts of your own.</p> <p>Activity Watch the video (pause it- if you need to) and make notes in the document which has been set up on Purple Mash-</p>	45 minutes

<p>Tuesday</p> <p>PurpleMash</p>	<p>LO- to orally present information</p> <p>Starter Read some notes from yesterday and get the children to up-level them.</p> <p>Main Explain that today the children are going prepare a presentation with the information they learnt yesterday.</p> <ul style="list-style-type: none"> • How do we present our information in the best way? <p style="text-align: center;"><u>REMIND THEM OF THE WAGOLL</u></p> <p>Draw attention to S.C. Use SWW wheel if appropriate. Remind children of Monday’s learning.</p>	<p>45 minutes</p>
<p>Wednesday</p> <p>PurpleMash</p>	<p>Starter Activate prior knowledge – TP’s What do already know about Romans- make a list</p> <p>Main Explain that today the children will be able to research more fact for the report. Discuss the features of a non- chron and what it would contain.</p> <p>Title</p> <ul style="list-style-type: none"> • Introduction/opening • Sub-headings (underlined) • Non-chronological • Paragraph related to sub-heading • Conclusion 	<p>45 minutes</p>
<p>Thursday</p> <p>PurpleMash</p>	<p>Starter- organize a selection of sentences.</p> <ul style="list-style-type: none"> • Why did you organize them like that? <p>Main Thinking back to yesterday’s learning,</p> <ul style="list-style-type: none"> • What title might you give writing that includes this information? • What sub-headings might you use <p>Take feedback. List ideas on flipchart paper – add to display. Look at the answers you wrote yesterday.</p> <ul style="list-style-type: none"> • What subheadings do we need for this information? <p>What else might you write under these heading?</p> <p>Write ideas under appropriate heading. Explain that today’s learning will be used on Friday as a plan.</p>	<p>45 minutes</p>
<p>Friday</p> <p>PurpleMash</p>	<p>Starter</p> <ul style="list-style-type: none"> • What is the purpose of a non-chronological report? How is it organized? • What words are special to a non-chronological report? • Who are you writing your reports for for? <p>Main</p> <p>Read WAGOLL. Point out features. (did the children include all the features, yesterday?)</p>	<p>45 minutes</p>







	<p>Remind children of non-negotiables (punctuation, handwriting, spellings etc.) Remind children of S.C. and expectations – silence, effort etc.</p> <p>Mini plenaries to point out good learning. Reward effort and learning with diddy dots.</p>	
--	--	--


Maths

Monday	<p>PurpleMash</p> <p>M.O- practise the 7 times tables- https://numberock.com/lessons/multiples-of-7/</p> <p>Main- Lo- to recognise decimals</p> <p style="text-align: center;">Partition these decimals.</p> <p style="text-align: center;">6.21 = 6 units (ones), 2 tenths and 1 hundredths</p> <p>E.g. 1.3 and 1.24 look at the tenths first, if they are the same move onto hundredths. But, we also have to think carefully about the amount of numbers before the decimal point. E.g. 12.31 is bigger than 8.4 even though the decimal number is bigger.</p> <p>Main</p> <p>Recognise decimals</p>	45 minutes
Tuesday	<p>PurpleMash</p> <p>MO- Recall multiples of 7 in any order.- https://www.topmarks.co.uk/maths-games/hit-the-button</p> <p>Main- LO- To add numbers to 2.dp</p> $\begin{array}{r} 25.16 + \\ 16.17 \\ \hline \end{array}$ <p>Ask for rules of column addition - start with column furthest to the right. -Begin to add, complete the sum. -Repeat with alternative example.</p>	45 minutes
Wednesday	<p>PurpleMash</p> <p>MO- multiples of 7 - https://www.topmarks.co.uk/maths-games/mental-maths-train</p> <p>To subtract numbers to 1.decimal.place</p> $\begin{array}{r} 49.98 - \\ 16.17 \\ \hline 33.81 \end{array}$ <p>Ask for rules of column subtraction - start with column furthest to the right. -Begin to subtract complete the sum. -Repeat with alternative example.</p>	45 minutes

<p>Thursday</p> <p>PurpleMash</p>	<p>MO- please do 3 TT Rock star sound checks- https://trockstars.com/</p> <p>To subtract numbers to 1.decimal.place</p> $\begin{array}{r} 69.78 \\ - 23.62 \\ \hline 46.16 \end{array}$ <p>Ask for rules of column subtraction - start with column furthest to the right. -Begin to subtract complete the sum. -Repeat with alterative example.</p>	<p>45 minutes</p>																
<p>Friday</p> <p>PurpleMash</p>	<p>MO- please play - https://www.topmarks.co.uk/times-tables/coconut-multiples</p> <p>Focus on the 7 times tables</p> <p>LO- To investigate decimals</p> <p>Line the numbers up the decimals and order them biggest to smallest.</p> <table border="0"> <tr> <td>0.5</td> <td>0.25</td> <td>0.75</td> <td>0.3</td> </tr> <tr> <td>0.35</td> <td>0.9</td> <td>0.99</td> <td>0.999</td> </tr> <tr> <td>0.1</td> <td>0.01</td> <td>0.05</td> <td>1.79</td> </tr> <tr> <td>0.64</td> <td>0.32</td> <td>0.54</td> <td>0.865</td> </tr> </table>	0.5	0.25	0.75	0.3	0.35	0.9	0.99	0.999	0.1	0.01	0.05	1.79	0.64	0.32	0.54	0.865	<p>45 minutes</p>
0.5	0.25	0.75	0.3															
0.35	0.9	0.99	0.999															
0.1	0.01	0.05	1.79															
0.64	0.32	0.54	0.865															

Foundation Subjects

<p>Topic Romans</p> 	<p>Login to Purple Mash and create a fact file about Roman life,</p> <p>Research your facts on the internet and watch the 2do PowerPoints</p> <div style="display: flex; justify-content: space-around;">   </div>	<p>2 sessions</p> <p>45 minutes</p>
<p>PSHE</p>	<p>Dreams and goals- Purple Mash</p> <div style="display: flex; justify-content: space-around;">   </div> <p>What would you like to do when you are older? What's your ambition?</p>	<p>30 minutes</p>
<p>Science</p>	<p>LO- Can you identify different habitats in your area and record your findings?</p> 	

PE	PE with Joe Wicks  Join Joe on his YouTube channel every Monday, Wednesday and Friday	3 sessions 20 minutes
<u>On-going project-</u>	<i>Research information about the Romans. Remember, you can use books from the library or the internet for help. Alternatively, you could create a fantastic piece of art work based on the Romans</i>	<u>Ongoing</u>

Don't forget- we love seeing your home learning. You can always take a photo and email to school or tweet us! We are looking forward to seeing what you have been up to.

Thank you for your support.

Miss Cummins and Mrs Khalil