

Reception Remote Home Learning – Week beginning 25th January 2021

English	Time to spend on activity
<p>Phonics:</p> <p><u>Warm up/Review</u> On See Saw watch and respond to the phonics flashcard video – Make sure you are saying the sounds correctly? How many sounds can you remember? Can you remember how to write last week's sounds – l n m d Practise your tricky words using the following song. https://www.youtube.com/watch?v=TvMyssfAUx0&list=PLCLKSf1kRDSRP6OCf-lm0wAr2s7Y1LfkO</p> <p><u>Monday</u> <u>Teach</u> Today we are focusing on the sound 'g'. Watch the See Saw video to practise forming the letter, reading and writing words.</p> <div data-bbox="715 712 865 963" data-label="Image"> </div> <p><u>Practise</u> Use sound buttons to write these words tag got Read these words using your robot arms. Can you blend the sounds on the clap? Pig gat (nonsense word)</p> <p><u>Apply</u> Get an adult to say this sentence to you. Repeat it back to them, count the words, then write each word in turn using your sounds and tricky words. Don't forget your finger spaces and a full stop at the end! I got a dog. Read these sentences. Get the tag. Get the dog.</p> <p><u>Tuesday:</u> <u>Warm up/review</u> On See Saw watch and respond to the phonics flashcard video – Make sure you are saying the sounds correctly? How many sounds can you remember? Can you remember how to write last week's sounds – l n m d Practise your tricky words using the following song. https://www.youtube.com/watch?v=TvMyssfAUx0&list=PLCLKSf1kRDSRP6OCf-lm0wAr2s7Y1LfkO</p> <p><u>Teach</u> Today we are focusing on the sound 'o'. Watch the See Saw video to practise forming the letter, reading and writing words.</p> <div data-bbox="722 1691 866 1912" data-label="Image"> </div> <p><u>Practise</u> Use sound buttons to write these words dog got not</p>	<p>20 Minutes daily</p>

Reception Remote Home Learning – Week beginning 25th January 2021

Read these words using your robot arms. Can you blend the sounds on the clap? **Tog nog**(nonsense word)

Apply

Get an adult to say this sentence to you. Repeat it back to them, count the words, then write each word in turn using your sounds and tricky words. Don't forget your finger spaces and a full stop at the end!

Get on the cot.

Can you read these sentences?

It is on the dog

It is on the pot.

Wednesday

Warm up/Review

On See Saw watch and respond to the phonics flashcard video – Make sure you are saying the sounds correctly? How many sounds can you remember? Can you remember how to write last week's sounds – l n m d


Practise your tricky words using the following song.

<https://www.youtube.com/watch?v=TvMyssfAUx0&list=PLCLKSf1kRDSRP6OCf-lm0wAr2s7Y1Lfko>

Teach

Today we are focusing on the sound 'c'.

Watch the See Saw video to practise forming the letter, reading and writing words.



Use sound buttons to write these words **can cot**

Read these words using your robot arms. Can you blend the sounds on the clap? **Cap cat**

Get an adult to say this sentence to you. Repeat it back to them, count the words, then write each word in turn using your sounds and tricky words. Don't forget your finger spaces and a full stop at the end!

The cat is red.

Can you read these sentences?

I go to the cot.

I go to the cat.

Thursday:

Warm up/Review

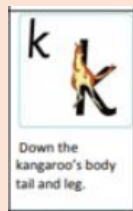
On See Saw watch and respond to the phonics flashcard video – Make sure you are saying the sounds correctly? How many sounds can you remember? Can you remember how to write last week's sounds – l n m d

Practise your tricky words using the following song.

<https://www.youtube.com/watch?v=TvMyssfAUx0&list=PLCLKSf1kRDSRP6OCf-lm0wAr2s7Y1Lfko>

Teach

Today we are focusing on the sound 'k'.



Watch the See Saw video to practise forming the letter, reading and writing words.

Practise

Use sound buttons to write these words kit kip

Read these words using your robot arms. Can you blend the sounds on the clap?

Keg Ken

Reception Remote Home Learning – Week beginning 25th January 2021

	<p>Get an adult to say this sentence to you. Repeat it back to them, count the words, then write each word in turn using your sounds and tricky words. Don't forget your finger spaces and a full stop at the end!</p> <p><i>The kit is pink.</i></p> <p>Can you read these sentences?</p> <p><i>Kit is a cat.</i></p> <p><i>Ken is a dog.</i></p> <p><u>Friday</u></p> <p>Today we would like you to go on a scavenger hunt around your home and find items that start with the sounds in the word 'cog' Watch how Miss Savage does it on See saw!</p>	
<u>Reading:</u>	<p><i>Remember to read a book with a family member at least 3 times throughout the week.</i></p> <p><i>Please ensure that you allow the children to hold the book themselves and encourage them to turn the page as this is part of their learning in reception.</i></p> <p><i>Before you even open the book ask the children about what they can see on the front cover. Do they recognise any of the characters? What do they think the story is going to be about? Can they guess the title?</i></p> <p><i>Then on each page ask the children what is happening in the pictures and ask them to predict what is going to happen next.</i></p> <p><i>With the words the children cannot read them yet but they might be able to recognise some of the sounds they have already learnt about in phonics. If you tell them the words, get them to repeat them and see if they can recognise any repeating words.</i></p> <p><i>They may also recognise the high frequency words that they have been taught in phonics this week (a, at and as)</i></p> <p><i>Then after finishing the story try re-telling the story to check if your child has understood what has happened in the story and see if they can remember any characters.</i></p> <p><u>Questions to ask when reading at home</u></p> <ul style="list-style-type: none"> • <i>What is the story about?</i> • <i>What did the character just do? Why?</i> • <i>What do you think will happen next?</i> • <i>Who is your favourite character? Why?</i> • <i>What is your favourite part of the story? Why?</i> <p>It is also important that your child reads a Bug Club book so that they can use the skills taught in the phonics sessions above. These books are also perfect to get your child to sound out the cvc words such as cat and dog and then blend them together.</p> <p>Your child should have a Bug Club book in their book bag, they can also log onto their Bug Club account with their own personal login and password to read lots of books that we have set for them. Here is a link to some guidance for parents on what Bug Club is and how to access it from our school website.</p> <p>https://www.greenhill.theharmonytrust.org/news/bug-club-guidance-for-home-learning/58394</p>	15 minutes daily
<u>English:</u>	<p><u>Monday</u></p> <p>Have a look at our Wonder Picture this week</p> <p>What can you see in the picture? Remember to start your sentence...</p> <p>I can see.....</p> <p>Tell your grown up two sentences starting 'I can see.....'</p> <p>What would you like to find out about the picture? Remember to start your sentence...</p> <p>I wonder.....</p> <p>Tell your grown up two sentences starting 'I wonder.....'</p> <p>Can you write your sentences and upload them on See Saw for us to see?</p>	30 minutes daily

Reception Remote Home Learning – Week beginning 25th January 2021



Tuesday

Have a look at our story for this week and see what Sticky Knowledge we can remember.
What part of the book is this ?.....Yes the front cover/back cover! What is this bit of writing on the back? Well done it's the blurb! What do we think the book is going to be about?

Listen to Miss Savage telling the story of The Three Billie Goats Gruff.

Understanding – Can you answer these questions about the book?

How many characters from the book can you name?

Why did the goats want to cross the bridge?

Why did the troll not want the goats to cross the bridge?

How did the Little Billie Goat feel when he crossed the bridge?

What did the Big Billie Goat do to the troll?

Reading – Look at the template on Seesaw and match the word to the pictures using your phonic to help you

Wednesday

Reading – There are some sentences from the book for you to have a go at reading, see if you can read them together with a grown up.

Writing – Have a look at the picture of the goat. Using the sentence starters 'He has' and 'He is' can you say or write some sentences to describe the troll? Watch Miss Savage do it on the video to help you.

Thursday

Speaking – have look at the picture of the troll. what words can you use to describe him?

Writing – Using the sentence starters He is and He has can you use the words you thought of to describe the troll? Watch the Seesaw video to help you.

Friday

Speaking – What is your favourite part of the story? Tell your grown up starting your sentence 'My favourite part of the story is.....'

Writing – can you draw a picture of your favourite part of the story?

Now can you write a caption to go with it. Remember to say your sentence, count the words then use your phonics and tricky words to write the sentence recording the sounds you can hear in each word. Watch how Miss Savage does it on SeeSaw

Fine Motor

Can you use the playdough that you made to do these fine motor exercises?
Take your dough to the Dough Disco and follow the moves!

<https://www.youtube.com/watch?v=3K-CQrjI0uY>



15
minutes
every
other
day

Reception Remote Home Learning – Week beginning 25th January 2021

Maths:

Maths

Monday

Watch Growing 6 7 8 Week 1 Session 1 Which show 6

<https://whiterosemaths.com/homelearning/early-years/growing-6-7-8/>

Go on a hunt to find the number 6
How many different ways can you see 6?

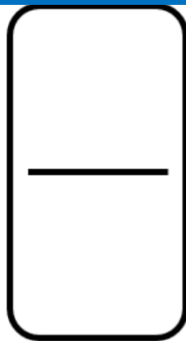


Can you find the numeral 6?
Can you spot a group of 6 objects?


Tuesday

Watch Growing 6 7 8 Week 1 Session 2 Sorting 6 7 8

<https://whiterosemaths.com/homelearning/early-years/growing-6-7-8/>



Explore all of the different ways that
you can make 7 on a domino.
Have you found all the possible ways?



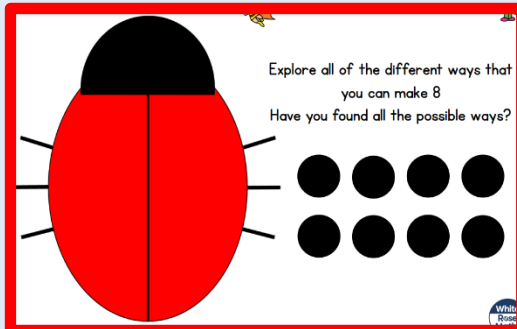
How else could you represent 7?

Can you draw lots of dominoes that show 7 and send a picture?

Wednesday

Watch Growing 6 7 8 Week 1 Session 3 Composition of 8

<https://whiterosemaths.com/homelearning/early-years/growing-6-7-8/>



Explore all of the different ways that
you can make 8
Have you found all the possible ways?

Can you draw as many different ladybirds as you can that show 8 and send us a picture?

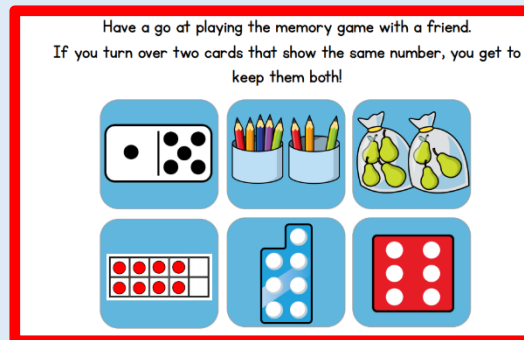
30
minutes
daily

Reception Remote Home Learning – Week beginning 25th January 2021

Thursday

Watch Growing 6 7 8 Week 1 Session 4 Matching 6 7 and 8


<https://whiterosemaths.com/homelearning/early-years/growing-6-7-8/>



Friday

Watch Growing 6 7 8 Week 1 Session 5 One More and Less


<https://whiterosemaths.com/homelearning/early-years/growing-6-7-8/>



Can you send us a picture of you doing this with your favourite toys?

Curriculum

Topic-



Billy Goat Bridge Building Challenge

Over this week could you collect?

- A selection of card - boxes, tubes, sheets
- Scissors
- Sticky tape
- String or wool

The Challenge

Can you help the goats by building a new bridge?

Explain that the goats need a new bridge to cross the river so the troll doesn't scare them!


They can only use the things they have collected this week.

Look at some pictures of bridges.

Join the materials together to make a bridge.

Is it strong enough to hold their favourite toy?

Can you send us a photo?



Ongoing over the week

Reception Remote Home Learning – Week beginning 25th January 2021

	Can you build a bridge for the goats? Follow these instructions and send us a photo!	
--	--	--

We are looking forward to seeing what you have been up to. If you have any issue please contact school and we can get you some help.

Miss Savage and Mrs Ali

Miss Bradshaw and Miss Seddon