










# Home Learning Year 3 WB – 1. 2. 21

English						Complete by...		
Spelling:	 century	 heart	 breath	 eight	 caught	 centre	Friday	Wednesday
	 busy	 early						
Grammar	<p>Practise your Common Exception Words – can you learn to write them joined up. Doing this will make it much easier to remember how to spell them.</p> <p>There is a Purple Mash activity on spelling Common Exception Words.</p> <p>Do the 2Do about using prepositions. A preposition is a word that tells us 'where' or 'when' something is.</p>							
Reading:	<p>If you haven't done this can you, PLEASE COMPLETE THE 'star reading' test on ACCELERATED READING. Remember click on Star reader and enter your Username and password. TAKE YOUR TIME. You can have as much time as you need. If you don't know and answer leave it to time out. DO NOT GUESS.</p> <p>Log into your MYON account every day and read the set texts daily. You can SEARCH for other books too. Leave your teachers a review once you finish a book to say if you enjoyed it and if you would recommend it to a classmate.</p> <p><a href="https://www.myon.co.uk/login/index.html?logoutReason=10&amp;returnTo=%2Flibrary%2Fsearch.html">https://www.myon.co.uk/login/index.html?logoutReason=10&amp;returnTo=%2Flibrary%2Fsearch.html</a></p> <p>MyON – Books will be added every week. When you know your book, please do your AR quiz.</p> <p>Read your reading book every night and make a list of any words you are not sure about. You can quiz on your schoolbook on the AR website.</p>						Daily	
Writing:	<p>Letter to an Author</p> <p>Monday</p> <p>Learning Objective: To research facts about an author</p> <p>Success Criteria</p> <p>1. Use the websites</p> <p><a href="https://primaryfacts.com/4556/10-terry-deary-facts/">https://primaryfacts.com/4556/10-terry-deary-facts/</a></p> <p><a href="https://clubs-kids.scholastic.co.uk/authors/8279">https://clubs-kids.scholastic.co.uk/authors/8279</a></p> <p><a href="https://www.factsofworld.com/10-facts-about-terry-deary/">https://www.factsofworld.com/10-facts-about-terry-deary/</a></p> <p>2. Make notes</p> <p>Use the video for help = Year 3 Literacy MONDAY</p> <p>Tuesday</p> <p>Learning Objective : To features search a letter.</p> <p>Success Criteria</p>						Daily	

	<ol style="list-style-type: none"> <li>1. Read the letter</li> <li>2. Fill in the features table.</li> </ol> <p>Use the video for help = Year 3 Literacy TUESDAY</p> <p><b>Wednesday</b></p> <p><b>Learning Objective :</b> To draft a letter</p> <p><b>Success Criteria</b></p> <ol style="list-style-type: none"> <li>1. Look at the example layout.</li> <li>2. Draft ideas into sections.</li> </ol> <p>Use the video for help = Year 3 Literacy WEDNESDAY</p> <p><b>Thursday</b></p> <p><b>Learning Objective :</b> to edit my learning.</p> <p><b>Success Criteria</b></p> <ol style="list-style-type: none"> <li>1. Go back to yesterday's letter</li> <li>2. Add more details</li> <li>3. Different sentence types</li> <li>4. Check all capital letters and full stops</li> <li>5. Spelling of key words - Ancient, Egyptian, Cleopatra</li> </ol> <p>Use the video for help = Year 3 Literacy THURSDAY</p> <p><b>Friday</b></p> <p><b>Learning Objective :</b> To write a letter.</p> <p><b>Success Criteria</b></p> <div style="text-align: center;"> <p><u>Feature</u></p> <p>Sender's address</p> <p>Date</p> <p>Greeting (Dear.....)</p> <p>Introduction / Purpose of the letter</p> <p>Formal sentences</p> <p>Details organised into paragraphs</p> <p>Conclusion</p> <p>Closing Farewell</p> <p>Sign off</p> </div> <p>Use the video for help = Year 3 Literacy FRIDAY</p>	
<b><u>Handwriting</u></b>	<div style="display: flex; align-items: flex-start;">  <div style="margin-left: 20px;"> <p>Please practise your joining. Use the spellings above so you can spell all of them correctly and joined up.</p> <p>Remember how to sit and use the link below for all the warm-up exercises.</p> <p><a href="https://teachhandwriting.co.uk/handwriting-warm-up-exercises.html">https://teachhandwriting.co.uk/handwriting-warm-up-exercises.html</a></p> </div> </div>	<b>Daily</b>

## Maths

### Maths

TTRockstars - who will win the battle? Class 7 or Class 8?

**Challenge - How green can you get your heat mat?**

Please make sure you are doing **10 minutes a day**. This will make a big difference.

<https://play.ttrockstars.com>

Fluent in Five this Half Term. Practise these - can you quiz the adults in your house on these? Can they quiz you?

$$50 + 70 = 120$$

$$50 + 80 = 130$$

$$50 + 90 = 140$$

$$60 + 80 = 140$$

$$60 + 90 = 150$$

$$70 + 90 = 160$$

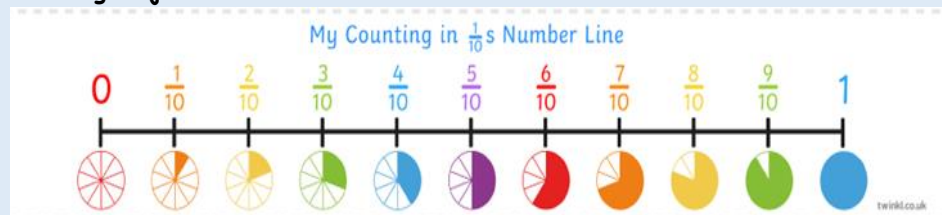
**Check Purple Mash.** New activities will be added daily.

**Maths** learning for this week is Fractions Week 2 - Tenths

Each day there will be a video to watch. The teacher will go through that day's learning. Your video and activity will be on Purple Mash.

**Monday** - <https://classroom.thenationalacademy/lessons/to-recognise-identify-and-describe-unit-fractions-ccwpce> Watch the video to refresh your understanding about fractions.

**Learning Objective** - To count in tenths  $\frac{1}{10}$



**Success Criteria** - Label the whole one with tenths

Count forwards and back in tenths


Continue the pattern in tenths

Complete the sequence

Watch the video on Purple Mash to see the teacher explaining Monday's learning.

**Tuesday** - <https://classroom.thenationalacademy/lessons/to-find-unit-fractions-of-a-given-quantity-61k34t> Watch the video to refresh your understanding about fractions.

**Learning Objective** - To count in tenths and reason



Yes, counting forwards and backwards is possible along the counting stick.

**Success Criteria** - Count in tenths to 10/10's

Daily

Work out what comes after 10/10's

Know how to write it

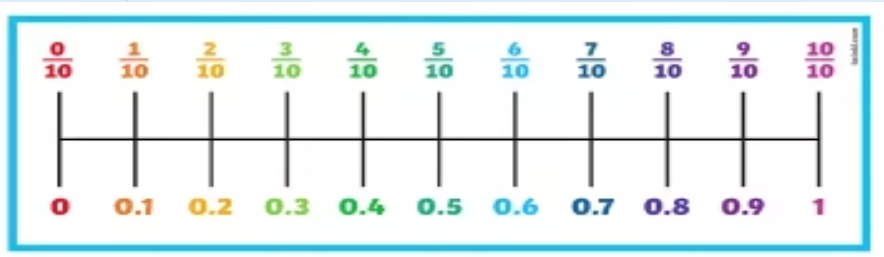
Know what 11/10 means

Answer questions.

Watch the video on Purple Mash to see the teacher explaining Tuesday's learning.

**Wednesday** - [https://classroom.thenational.academy/lessons/recognising-decimal-tenths-part-1-ctgkcd?from\\_query=tenths+as+fractions+and+decimals](https://classroom.thenational.academy/lessons/recognising-decimal-tenths-part-1-ctgkcd?from_query=tenths+as+fractions+and+decimals) Watch the video to show you decimal tenths part 1.

**Learning Objective** - To know tenths as decimals



**Success Criteria** - Count in tenths

Show it pictorially

Write it in words

Write tenths as fractions and decimals

Watch the video on Purple Mash to see the teacher explaining Wednesday's learning.

**Thursday** - [https://classroom.thenational.academy/lessons/recognising-decimal-tenths-part-2-64upac?from\\_query=tenths+as+fractions+and+decimals](https://classroom.thenational.academy/lessons/recognising-decimal-tenths-part-2-64upac?from_query=tenths+as+fractions+and+decimals) Watch the video to show you decimal tenths part 2.

**Learning Objective** - To know tenths as decimals

**Success Criteria** - Count in tenths

Show it pictorially

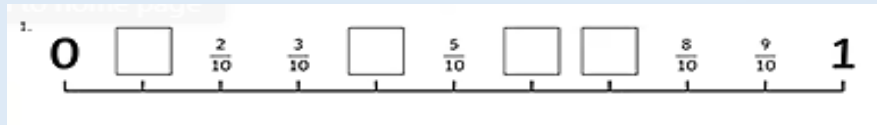
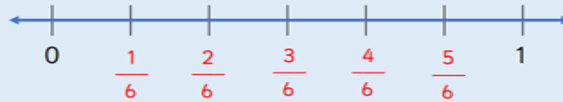
Write it in words

Write tenths as fractions and decimals

Watch the video on Purple Mash to see the teacher explaining Thursday's learning.

**Friday** - <https://classroom.thenational.academy/lessons/fractions-on-a-numberline-6wupat?activity=video&step=1> Watch the video to show you Fractions on a number line.

**Learning Objective** - To put fractions on a number line



**Success Criteria** - Count how many parts the number lines been divided into

Write this as your denominator

Count up and write the numerator

Remember  $2/2$ ,  $3/3$  = 1 whole

**Watch the video on Purple Mash to see the teacher explaining Friday's learning.**

ALL the Maths VIDEOS can be found on Purple Mash

### Curriculum

**PE**



It really is so important for your physical and mental health to keep moving.

Join Joe Wicks for PE with Joe - you can do this every day on YouTube. We will be doing it in school and when we are at home. Let's see if we can get fitter in Lockdown!

For a Five Minute workout click here <https://www.youtube.com/watch?v=d3LPrhIOv-w>

For a longer workout click here <https://www.youtube.com/watch?v=tSi2ix1i180>

You can let us know on Purple Mash when you have done it.

**PSHE**

**Dreams and Goals**

Look at the picture of Jane with the chimpanzee. What do you think she was like as a little girl and what do you think she dreamed off?





Click on the link and hear Jane's story. How she played with her toy chimpanzee and dreamed of one day working with animals. Her dream came true and became real. It is good to have dreams and goals and they can come true. What is yours?

<https://www.youtube.com/watch?v=EQvQCOxo-B0>

Can you share your dreams and goals about what you would like to be when you grow up? You can write and draw and tell me how you will achieve your dreams and goals?

**TASK** - complete When I grow up .... on Purple Mash.



<b>On-going project</b>  <b>Science - (ROCKS AND SOILS)</b>  <b>Different soils</b>	<p>Our learning this term is about 'Rocks and Soil'. This week you are going to look at the different types of soil. First watch this clip which looks at what soil is <a href="https://www.bbc.co.uk/bitesize/clips/z7rb4wx">https://www.bbc.co.uk/bitesize/clips/z7rb4wx</a></p> <p>Then the next clip shows the different soil types there are <a href="https://www.youtube.com/watch?v=AfpezDaPIdw">https://www.youtube.com/watch?v=AfpezDaPIdw</a></p> <p><b>TASK</b></p> <p><b>Complete the quiz on PURPLE MASH 2Do on Different Types of Soil</b></p>		
<b>On-going project</b>  <b>Ancient Egypt</b>  	<p>This week we are learning about Tutankhamun and the discovery of his tomb. There is information on Purple Mash as well as on BBC Bitesize. Do some research about Tutankhamun's tomb and write about your findings. Use the BBC website to help you <a href="https://www.bbc.co.uk/bitesize/clips/z8j76sq">https://www.bbc.co.uk/bitesize/clips/z8j76sq</a> You could even search the internet for some pictures. There were some amazing things inside the tomb. We can't wait to see what you discover.</p>	<b>Wednesday</b>	
<b>French</b>  <b>The Enormous Turnip - Le navet enorme</b>	<p>Watch the video below.  <a href="https://www.youtube.com/watch?v=UIUApWtxNT0">https://www.youtube.com/watch?v=UIUApWtxNT0</a></p> <p>This is a story you may well know. Once you have watched it, can you draw a storyboard? Please open up the extra sheet set as a 2Do with the French words for you to use to label your pictures.</p>	<b>Thursday</b>	

Home learning to be completed each day, so your teacher can respond to your work. Thank you from the Year 3 Team.