

## Year 5 Home Learning

**WB 08.02.21**

<b><u>English</u></b>		<b><u>How long to spend</u></b>												
<b><u>Spelling:</u></b>	<p>Spelling: This week's focus is how to use the prefix tele- and auto-.</p> <table border="1"> <tr> <td>signal</td><td>resign</td><td>signature</td></tr> <tr> <td>assignment</td><td>designation</td><td>design</td></tr> <tr> <td>resigned</td><td>signalling</td><td>Designate</td></tr> <tr> <td>redesign</td><td></td><td></td></tr> </table> <p>Use a dictionary to check that you know what each of the words mean.</p> <p>Practise spelling these words each day using some of the given strategies.</p> <p>There will be a daily Purple Mash spelling practise of these words.</p>	signal	resign	signature	assignment	designation	design	resigned	signalling	Designate	redesign			15 minutes a day
signal	resign	signature												
assignment	designation	design												
resigned	signalling	Designate												
redesign														
<b><u>Reading:</u></b>	<p>Each day on Purple Mash you will be given a text to read and a task to complete. Make sure you complete this daily so that you can keep track of the story.</p> <div data-bbox="400 860 1026 1740" data-label="Image"> </div> <p><b>Daily Reading</b> – It is important that you read on your own for at least 15 minutes each day. You have been set 4 books each week to read on Myon. You can read these in any order and will be changed weekly. Make sure that you quiz on Accelerated Reading after you have finished reading each book.</p> <div data-bbox="400 1942 601 2018" data-label="Image"> </div>	<p>15 minutes a day</p> <p>15 minutes daily</p>												

## Writing – Instructions

This week we will be making scones

You will need some basic ingredients to carry out Tuesday's lesson

### Recipe—Scones

#### Ingredients


- 225g / 8oz self raising flour
- 1 tsp baking powder
- 50g/2oz margarine
- 25g/1oz sugar
- 125ml/1/4 pint milk
- pinch salt
- extra milk for brushing
- 6cm/2 1/2" scone cutter





<p><b>Monday</b></p>	<p>LO: To identify features of an instruction text</p> <p>Success Criteria</p> <ul style="list-style-type: none"> <li>* Title</li> <li>* Correct names for things</li> <li>* List of requirements/equipment at the beginning</li> <li>* Imperative verbs</li> <li>* Present tense</li> <li>* Chronological order</li> <li>* Diagrams/illustrations (if appropriate)</li> <li>* Time connectives</li> </ul> <p><u>Input</u></p> <p>Watch the video linked with the 2do. <a href="https://youtu.be/KtpcM7W_Tlo">https://youtu.be/KtpcM7W_Tlo</a></p> <p><u>Activity</u></p> <p>Using the pens on Purple Mash, can you identify the features of the instruction text?</p> <p>You will need to highlight all the features listed in this key</p> <p><u>Key</u></p> <ul style="list-style-type: none"> <li>* Title</li> <li>* Correct names for things</li> <li>* List of requirements/equipment at the beginning</li> <li>* Imperative verbs</li> <li>* Present tense</li> <li>* Chronological order</li> <li>* Diagrams/illustrations (if appropriate)</li> <li>* Time connectives</li> </ul>	<p>1 hour</p>
<p><b>Tuesday</b></p>	<p>LO: To follow instructions</p> <p><u>Success Criteria</u></p> <p>Listen carefully to each instruction Identify the imperative verbs Use equipment safely</p> <p><u>Input</u></p> <p>Watch the video linked with the 2do. <a href="https://youtu.be/JmXkm7EW01s">https://youtu.be/JmXkm7EW01s</a></p> <p><u>Activity</u></p>	<p>1 hour</p>

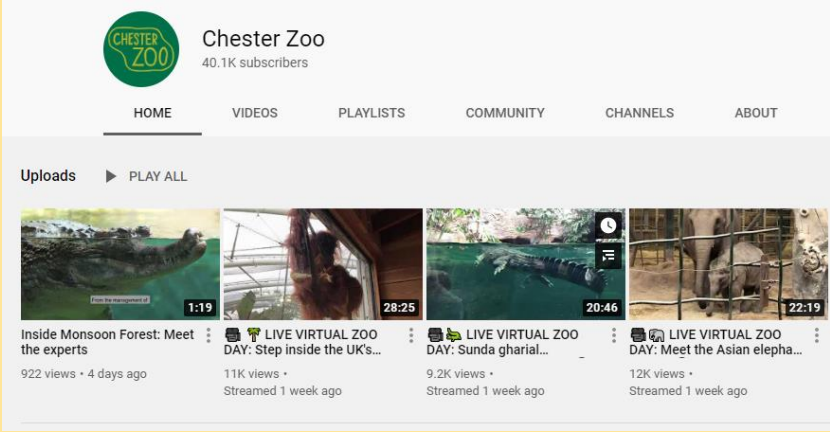
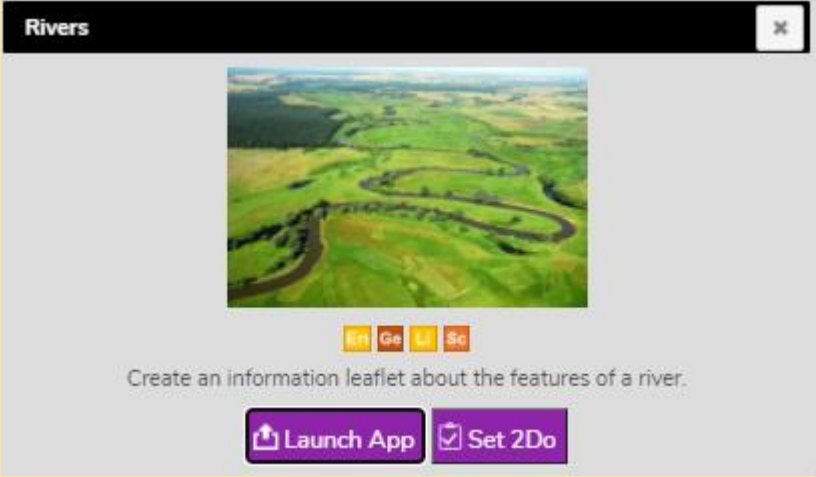
	<p>Follow the instructions carefully on the recipe card and most importantly enjoy making and eating your scones.</p> <p>Can you add some photos to the Purple Mash Activity? We would love to see your scones.</p>	
<b>Wednesday</b>	<p>LO: To use time connectives</p> <p><u>Success Criteria</u></p> <p>Identify time connectives. Join two parts of a sentence using a time connective. Choose appropriate time connectives in a sentence. Independently write sentences using a time connective</p> <p><u>Input</u></p> <p>Watch the video linked with the 2do. <a href="https://youtu.be/OYPTSCQHQac">https://youtu.be/OYPTSCQHQac</a></p> <p><u>Activity</u></p> <p>Using the Mash Cam activity on Purple Mash, can you write your own version of the instructions that you followed on Tuesday.</p>	<i>1 hour</i>
<b>Thursday</b>	<p>LO: To plan a set of instructions</p> <p><u>Success Criteria</u></p> <p>Make notes about your new set of instructions in the planning grid. Add key Openers, connectives and imperatives to your plan</p> <p><u>Input</u></p> <p>Watch the video linked with the 2do. <a href="https://youtu.be/wNcxZaL98_4">https://youtu.be/wNcxZaL98_4</a></p> <p><u>Activity</u></p> <p>Using the template on Purple Mash can you complete a plan for your alternative scones?</p>	<i>1 hour</i>
<b>Friday</b>	<p>LO: To write a set of instructions</p> <p><u>Success Criteria</u></p> <p>Instructions will have:</p> <ul style="list-style-type: none"> <li>*Title</li> <li>* correct names for things</li> <li>* list of requirements/equipment at the beginning</li> <li>*imperative verbs</li> <li>*Present tense</li> <li>*Chronological order</li> <li>*diagrams/illustrations (if appropriate)</li> <li>* time connectives</li> </ul> <p><u>Input</u></p> <p>Watch the video linked with the 2do. <a href="https://youtu.be/ndnHpSLn48">https://youtu.be/ndnHpSLn48</a></p> <p><u>Activity</u></p> <p>Using the template on Purple Mash, can you write a detailed set of instructions for your alternative scone recipe?</p> <p>Why don't you have a go at making this and let us know whether it was tasty?</p>	<i>1 hour</i>
<b><u>Handwriting:</u></b>	<p>Please continue to practise your handwriting every day. Use tips on our website to help you.</p> <p>Practice the spellings with the letter string 'sign'</p>	<i>10 minutes a day</i>

## Maths: Fractions and Decimals

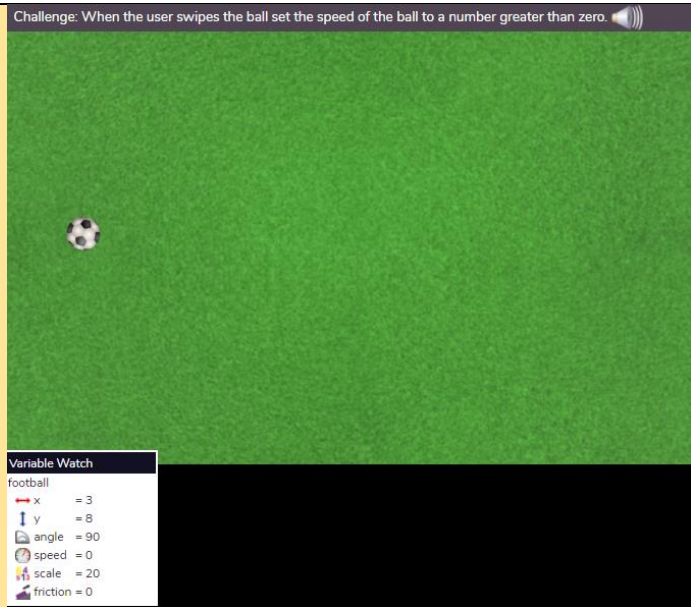

<b>Mental maths:</b>	<p>Practise all your times tables on TT Rockstars each day</p> <p>Can you be the greatest Rock Star in Year 5?</p> 	10 minutes a day
<b>Monday</b>	<p><b>LO</b> - To relate fractions to decimals (tenths/hundredths)</p> <p><u>Starter</u> Daily Fluent in Five for given number – Todays number is <b>232</b> + 10, -10, x 10, x 100, ÷ 10, ÷ 100, Double it, Half it.</p> <p><u>Input</u> Watch the video on the 2do link about comparing fractions and decimals <a href="https://youtu.be/MKh9wCzrTo">https://youtu.be/MKh9wCzrTo</a></p> <p><u>Activity</u> Complete your work on Purple Mash and send it back to your teacher.</p> <p><u>Success Criteria</u> To understand what a tenth of a number is. To convert decimals to fractions. To multiply the decimal by 10 (moving 1 place to the left) to convert it into a fraction of 10. To multiply the decimal by 100 (moving 2 places to the left) to convert it into a fraction of 100</p>	
<b>Tuesday</b>	<p><b>LO</b> - To order decimals</p> <p><u>Starter</u> – Daily Fluent in Five for given number – Todays number is <b>78</b> + 10, -10, x 10, x 100, ÷ 10, ÷ 100, Double it, Half it.</p> <p><u>Input</u> Watch the video on the 2do link about how to order decimals <a href="https://youtu.be/Q3t8LqkOUtA">https://youtu.be/Q3t8LqkOUtA</a></p> <p><u>Activity</u> Complete your work on Purple Mash and send it back to your teacher.</p> <p><u>Success Criteria</u> Understand place value of a decimal number Understand the purpose of a place holder Order decimals from smallest to largest.</p>	1 hour
<b>Wednesday</b>	<p><b>LO</b> - To round decimals</p> <p><u>Starter</u> Daily Fluent in Five for given number – Todays number is <b>109</b> + 10, -10, x 10, x 100, ÷ 10, ÷ 100, Double it, Half it.</p> <p><u>Input</u> Watch the video on the 2do link about how to round decimals</p>	1 hour

	<p><a href="https://youtu.be/D8ygAjQ9W20">https://youtu.be/D8ygAjQ9W20</a></p> <p><u>Activity</u> THE ACTIVITY TODAY IS LBQ <a href="http://www.lbq.org/task">www.lbq.org/task</a></p> <p>The code will be on Purple Mash as well as the Class 11 and Class 12 blogs.</p> <p>Once you have completed your LBQ task, please can you complete the extra activity on Purple Mash</p> <p><u>Success Criteria</u></p> <p>Understand place value of a decimal number Understand that if the tenth is 4 or less then it is rounded down. I know that if the tenth is 5 or more it is rounded up.</p>	
<b>Thursday</b>	<p>Thursday – To relate fractions, decimals and percentages</p> <p><u>Starter</u> – Daily Fluent in Five for given number – Todays number is <b>225</b> + 10, -10, x 10, x 100, ÷ 10, ÷ 100, Double it, Half it.</p> <p><u>Input</u> Watch the video on the 2do link about how to relate fractions, decimals and percentages. <a href="https://youtu.be/4Kj6p7tUrhM">https://youtu.be/4Kj6p7tUrhM</a></p> <p><u>Activity</u> Complete your work on Purple Mash and send it back to your teacher.</p> <p><u>Success Criteria</u> To understand what a tenth of a number is. To convert decimals to fractions. To multiply the decimal by 10 (moving 1 place to the left) to convert it into a fraction of 10. To multiply the decimal by 100 (moving 2 places to the left) to convert it into a fraction of 100 To change a decimal into a percentage x 100</p>	1 hour
<b>Friday</b>	<p><b>LO</b> - To match fractions, decimals and percentages</p> <p><u>Starter</u> Daily Fluent in Five for given number – Todays number is <b>171</b> + 10, -10, x 10, x 100, ÷ 10, ÷ 100, Double it, Half it.</p> <p><u>Input</u> Watch the video and listen carefully to the input. <a href="https://youtu.be/WV9G9YH_r_s">https://youtu.be/WV9G9YH_r_s</a></p> <p><u>Activity</u> Complete your work on Purple Mash and send it back to your teacher. You will need to use all the skills that you have been working on this week to match the fractions, decimals, percentages and pictorial representations.</p> <p><u>Success Criteria</u> To understand what a tenth of a number is. To convert decimals to fractions. To multiply the decimal by 10 (moving 1 place to the left) to convert it into a fraction of 10. To multiply the decimal by 100 (moving 2 places to the left) to convert it into a fraction of 100 To change a decimal into a percentage x 100</p>	1 hour

<b><u>Curriculum</u></b>		
<b><u>Design Technology:</u></b>	<p>We are making scones this week and during our Literacy lessons we will be planning a new scone. Why don't you have a go at making your new scone and share your pictures with us.</p> <p>Activity</p> <p>We want you to do some research about the origins of flour and how it goes wheat in a field to a delicious sweet treat.</p> <p>There is a video and activity on Purple Mash to complete.</p> 	1 hour
<b><u>Science</u></b> <b>States of Matter</b>	<p>LO: To investigate new materials</p> <p>This week in Science you will mixing house hold items together to make new materials. If you don't have these items in, you can search online for video clips which will show you similar results.</p> <p>There is an activity to complete on Purple Mash.</p>  <p><b><u>EXTRA ACTIVITY</u></b></p> <p>Chester Zoo are running virtual visits to the zoo via their YouTube Channel. If you get a chance have a look at the fabulous work that they do with the animals.</p> <p><a href="https://www.youtube.com/user/OfficialChesterZoo">https://www.youtube.com/user/OfficialChesterZoo</a></p>	1 hour

		
<p><b><u>Geography</u></b></p>	<p><b><u>The Loire River</u></b></p> <p>Your task this week is to find out about the Loire River in France. There is a task to complete on Purple Mash.</p> <p>Use this website as a guide</p> <p><a href="https://kids.britannica.com/kids/article/Loire-River/346162">https://kids.britannica.com/kids/article/Loire-River/346162</a></p> 	<p>60 minutes</p>
<p><b><u>Computing</u></b></p>	<p><b><u>2code – Purple Mash</u></b></p> <p>You have been set a task on Purple Mash involving coding. Can you complete the coding tasks based on a football activity?</p>	



	<p>Challenge: When the user swipes the ball set the speed of the ball to a number greater than zero.</p>  <p>You will need to watch the videos and carry out the activities that go with each section.</p>	
<b><u>PE</u></b>	<p><b><u>PE with Joe Wicks</u></b></p> <p>Joe Wicks will be taking our PE sessions again throughout the latest lockdown. Make sure you are up and ready from Monday 11<sup>th</sup> January at 9:00 to take part in the exercise with the Body Coach.</p> <p>He will be streaming live on his You Tube channel <a href="https://www.youtube.com/user/thebodycoach1">https://www.youtube.com/user/thebodycoach1</a> every Monday, Wednesday and Friday.</p> <p><b><u>Yoga Bugs</u></b></p> <p>Another way you stay fit and healthy is by taking part in these Yoga sessions. Visit the following website <a href="https://vimeo.com/showcase/7488612">https://vimeo.com/showcase/7488612</a> and use the password <b>schoolbugs321*</b></p> 	3 Times a week
<b><u>Music</u></b>	<p>Each week Mrs Cermac will be uploading a new lesson for you to do at home on YUMU. She is also going to be continuing with the class competitions. Class 11 have been the winners for a number of weeks. Let's see if Year 5 can continue to be in the lead this term. Also remember to NOT change the password, even if prompted because this will restrict everyone's access.</p> <p>Class 11 Username: p1351529 Password: orchid</p> <p>Class 12 Username: p1351500</p>	30 minutes






Password: banana

We are looking forward to seeing what you have been up to and feeding back on all your learning. If you are having any issues with anything, please send an e-mail on Purple Mash and we will get back to you as soon as we can.

Thank you for your support.  
Mrs Baguley, Mrs Akroyd and Mr Bottomley

### Spelling Strategies

Use some of these strategies to help you practise your spellings.

<p><b>1. ABC Order</b></p>  <p>Write all of your spelling words in alphabetical (ABC) order.</p>	<p><b>2. Word Parts</b></p> <p>Write your words. Then use a coloured pencil to divide the words into syllables. e.g. <b>jumping</b> <b>caterpillar</b></p>	<p><b>3. Other Handed</b></p> <p>Write each word 5 times, switching the hand you write it with each time. Say the word as you spell it.</p>	<p><b>4. Vowel Spotlight</b></p> <p>Write your words using one colour for the vowels and another colour for the consonants. <b>(vowels: a, e, i, o, u)</b></p>
<p><b>5. Use Technology</b></p> <p>Type out your spelling words on the computer. Try to use at least 4 different fonts.</p> 	<p><b>6. Pyramid Words</b></p> <p>s sp spe spel spell spelli spelling spelling (or make them boat shaped, star, smiley face, etc.)</p>	<p><b>7. "Ransom" Words</b></p> <p>"Write" your words by cutting letters out of a newspaper or magazine and gluing the letters on a piece of paper to spell your words.</p> 	<p><b>8. Rainbow Words</b></p> <p>Write your spelling words with coloured pencils. Make each letter a different colour.</p> 