
Reception Remote Home Learning – Week beginning 8th February 2021

English

Time to
spend
on
activity


Phonics:

Monday

Revisit/Review- On See Saw watch and respond to the phonics flashcard video – Make sure you are saying the sounds correctly. How many sounds can you remember? Practise your tricky words – reading and writing them.

Teach

Today we are focusing on the sound 'h' Watch the See Saw video to practise forming the letter, writing words and sentences with the letter 'h' in and reading words and sentences.



Use sound buttons to write these words **had him hut**

Read these words using your robot arms. Can you blend the sounds on the clap? **Hat his hack**

Apply

Get an adult to say this sentence to you. Repeat it back to them, count the words, then write each word in turn using your sounds and tricky words. Don't forget your finger spaces and a full stop at the end!

His hat is on a hen

Can you read the sentence back?

Can you read these sentences

I hit the hut.

The hat is red


Tuesday:

Revisit/Review- On See Saw watch and respond to the phonics flashcard video – Make sure you are saying the sounds correctly? How many sounds can you remember? Practise reading and writing your tricky words.

Teach

Today we are focusing on the sound 'b'.

Watch the See Saw video to practise forming the letter, writing words and sentences with the letter 'b' in and reading words and sentences.



Practise

Use sound buttons to write these words **but beg bet**

Read these words using your robot arms. Can you blend the sounds on the clap? **Big**

Ben bat

Apply

Get an adult to say this sentence to you. Repeat it back to them, count the words, then write each word in turn using your sounds and tricky words. Don't forget your finger spaces and a full stop at the end!

The bag is on the bed

20
Minutes
daily

| |
|--|
| |
|--|

Reception Remote Home Learning – Week beginning 1st February 2021

| |
|--|
| |
|--|

Can you read the sentence back?

Can you read these sentences

The bug is bad

The bat is big.

Wednesday

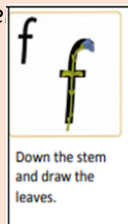
Revisit/Review

On See Saw watch and respond to the phonics flashcard video – Make sure you are saying the sounds correctly? How many sounds can you remember? Practise reading and writing your tricky words.

Teach

Today we are focusing on the sound 'f'.

Watch the See Saw video to practise forming the letter, writing words and sentences with the letter 'f' in and reading words and se



Practise

Use sound buttons to write these words **fit fig fun**

Read these words using your robot arms. Can you blend the sounds on the clap? **Fed fin if**

Apply

Get an adult to say this sentence to you. Repeat it back to them, count the words, then write each word in turn using your sounds and tricky words. Don't forget your finger spaces and a full stop at the end!

I fed the cat.

Can you read the sentence back?

Can you read these sentences

It is fun to run.

The fig is red.

Thursday:

Revisit/Review

On See Saw watch and respond to the phonics flashcard video – Make sure you are saying the sounds correctly? How many sounds can you remember? Practise reading and writing your tricky words.

Teach

Today we are focusing on the sound 'ff'.

Teach spelling rule-

These spellings never go at the start of words. They go at the end of a word when there is a short vowel sound -the short sounds that a, e, i, o, u

Practise

Watch the See Saw video to practise forming the letter, writing words and sentences with the letter 'ff' in and reading words and sentences.

Use sound buttons to write these words **off huff puff**

Make sure you use a line for the 'ff' sound as it is a digraph

Read these words using your robot arms. Can you blend the sounds on the clap? **Foff kiff (nonsense words)**

Apply

Play the game Buried Treasure using the link


Watch Miss Savage guiding you through to the game

Reception Remote Home Learning – Week beginning 1st February 2021

Reading

Read 'Is it a Rock ?'

Watch the video set on seesaw before completing this activity, then click on the template. Make sure you click the microphone icon so you can record your child reading and send it back to us so we can hear it.



It is also important that your child reads other Bug Club books so that they can use the skills taught in the phonics sessions above. These books are also perfect to get your child to sound out the cvc words such as cat and dog and then blend them together.

Your child should have a Bug Club book in their book bag, they can also log onto their Bug Club account with their own personal login and password to read lots of books that we have set for them. Here is a link to some guidance for parents on what Bug Club is and how to access it from our school website.

<https://www.greenhill.theharmonytrust.org/news/bug-club-guidance-for-home-learning/58394>

If you need your child's username and password for Bug Club please send a message to your child's class teacher through the inbox on seesaw (family member login)

15
minutes
daily

[illegible]Reception Remote Home Learning – Week beginning 1st February 2021

Writing:

Monday Listen to Miss Savage telling the story of The Gingerbread Man on Seesaw
This is the same book that was given to your child by Father Christmas last year so you can either listen to the version on Seesaw or read the book with your child.
After you have read the book answer the questions on the template on Seesaw.

30
minutes
daily



What happened at the beginning of the book in the Bakers kitchen?

How did Mrs Baker feel when the Gingerbread Man jumped out of the window?

Which animals tried to eat the Gingerbread Man?

What characters can you name from the book?

Which part of the book did you enjoy the most?

Tuesday

For your English activity today you need to open the template on seesaw where you will 6 six pictures from the story and 6 words.

Try to read the words using your phonic knowledge, remember that this is an activity we complete at school and we try to look at the initial sound if we can't read the word to see if it helps us. For example one of the words is trees and we know this begins with the t sound. See if you can find the t sound as a clue.

Once you have found the correct word then drag it and drop it under the picture and then when you have finished make sure you click the so it sends your learning back to us

barn

goat

cow

fox

pans

cat

Wednesday

Today we would like you to create story map of the story. Watch Miss Savage drawing simple pictures to guide her through the story. Your child will need to complete this activity so they are ready to use their map to tell the story tomorrow!

Can you send us a picture of your child's story map?



Thursday

Using the story map that your child created can you listen to your child re telling the story of the Gingerbread Man/

Watch Miss Savage using the map that she created yesterday to tell the story using full sentences and an expressive voice.

Can you send us a video of your child re telling the story?

https://app.seesaw.me/6/activities/library?my_activities&promptId=prompt.7eccc832-b0e5-410c-a567-80132de84df5

| |
|--|
| |
|--|

Reception Remote Home Learning – Week beginning 1st February 2021

| | | |
|--|--|--|
| | | |
|--|--|--|

Watch Growing 6, 7, 8! Week 3 session -

Please click on the link and watch the video Growing 6, 7, 8! Week 2 Session 1

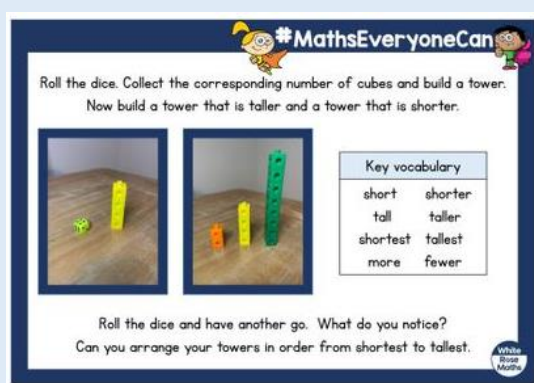
<https://whiterosemaths.com/homelearning/early-years/growing-6-7-8-week-3/>

Here is a direct link to the video-

<https://vimeo.com/503104664>

After watching the video please complete the activity attached. It is very important that you send us a picture of you watching the video or completing the activity so we can see you have done this learning.

Roll a dice or get an adult to say a number between 1 and 6. Make a tower out of things around your home. Then make a tower that is taller and a tower that is shorter.



Tuesday

Watch Growing 6, 7, 8! Week 3 session 2

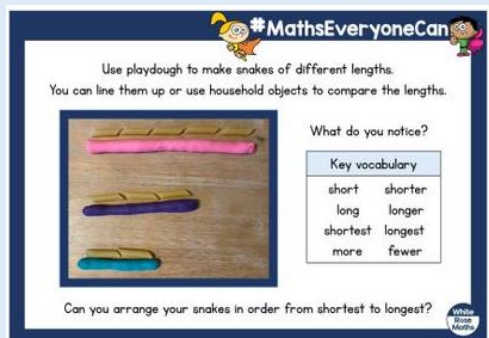
Please click on the link and watch the video Growing 6,7,8! Week 3 Session 2

<https://whiterosemaths.com/homelearning/early-years/growing-6-7-8-week-3/>

Here is a direct link to the video-

<https://vimeo.com/503105192>

After watching the video please complete the activity attached. It is very important that you send us a picture of you watching the video or completing the activity so we can see you have done this learning.



After watching the video can you make some different length snakes out of playdough? Then can you compare them using things from around your house like pasta? Measure and compare your snakes using the language on the template.

Reception Remote Home Learning – Week beginning 1st February 2021



Wednesday

Watch Growing 6, 7, 8! Week 3 session 3- Days of the week

Please click on the link and watch the video Growing 6,7,8! Week 3 Session 3
<https://whiterosemaths.com/homelearning/early-years/growing-6-7-8-week-3/>


Here is a direct link to the video-
<https://vimeo.com/503105606>

After watching the video please complete the activity attached. It is very important that you send us a picture of you watching the video or completing the activity so we can see you have done this learning.

#MathsEveryoneCan


Read Jasper's Beanstalk.

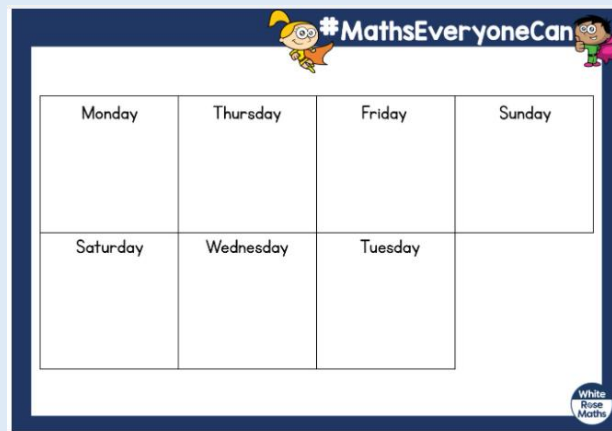
If you don't have a copy of the book, there are several versions available to watch online.



Now have a go at putting the days of the week in the correct order.

Then, can you draw a picture of something you do on each day?





Thursday

Watch Growing 6, 7, 8! Week 3 session 5- Measuring Time

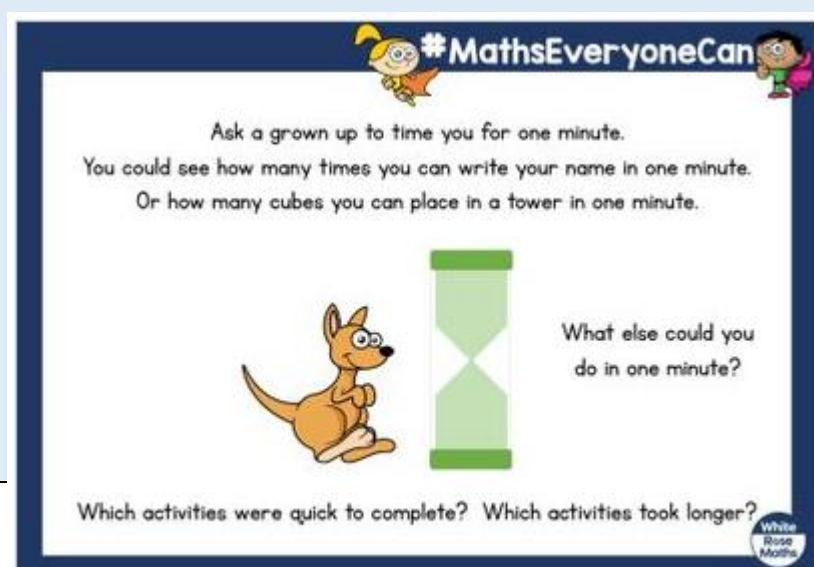
Please click on the link and watch the video Growing 6,7,8! Week 3 Session 5
<https://whiterosemaths.com/homelearning/early-years/growing-6-7-8-week-3/>

Here is a direct link to the video-

<https://vimeo.com/503106864>

After watching the video please complete the activity attached. It is very important that you send us a picture of you watching the video or completing the activity so we can see you have done this learning.

Think of some jobs that will take you less than a minute – like writing your name or building a tower. Ask a grown up to set a one minute timer – it could be on a phone, tablet or even someone counting slowly to 60! See how many times you can complete each job. Which took the longest and which was the quickest?



Reception Remote Home Learning – Week beginning 1st February 2021

Curriculum

Topic-

For your topic learning this week we would like you to 'Get Active!'. Here are some fun ideas for how you could show us how good you are at jumping and catching! Send us some pictures and videos on Seesaw of how fantastic you are at jumping and catching!

Ongoing over the week

Catching

Can you show us how well you can catch? Use these ideas to help you! Can you post us a video of you doing them?


Counting Catch
Using a soft object, count how many times you can throw and catch the object without dropping it. Record the result and keep trying to beat the score. This could be done with a partner or individually.

Creative Catch
Play catch with anything soft you can find. A ball can often be scary when you are learning to catch. You could use a balloon, a tea towel, a scarf, a soft toy, a ball of wool or a screwed-up piece of paper.

Clapping Catch
Try throwing and catching a soft object on the spot. Between throwing the object and catching it you should clap your hands. You must clap quickly to make sure you don't drop the object. You could do another action between catching and throwing e.g. spin round, jump, touch your toes.

How to Catch

1. Stand with feet slightly apart.
2. Watch the ball.
3. Get your hands ready.
4. Reach out to meet the ball.
5. Hold the ball tightly and bring it into your body.




Jumping

Can you show us how well you can jump? Use these ideas to help you! Can you post us a video of you doing them?

Frogs or Rabbits
 Play with a grown-up. When the grown-up shouts out 'frogs', you will try to jump as far as you can. When the grown-up shouts out 'rabbits', you will try to jump as high as you can.

Can You Reach It?
 A grown-up will hold up an object above your head e.g. a teddy. Jump as high as you can to reach it. How high can you jump?

Don't Go Down the Hole!
 In a safe space, lay out a range of old boxes, such as cereal boxes, shoe boxes etc. These will be your 'holes' that you must jump over! See how many holes you can avoid!

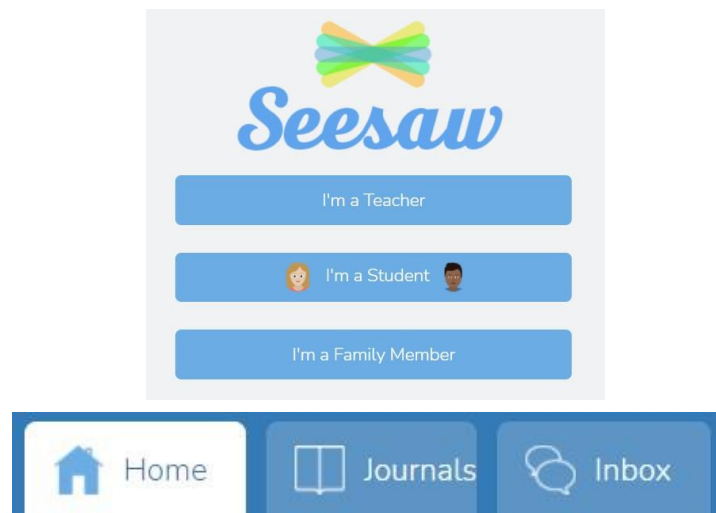


How to Jump:

1. Make sure ankles, knees and hips are bent.
2. Look forwards or towards where you are jumping.
3. Swing arms back, ready to jump.
4. Both feet should leave the ground at the same time.
5. Swing arms forward as you jump and land.
6. Land, as quiet as a mouse, on both feet at the same time with ankles, knees and hips bent.

We are looking forward to seeing what you have been up to. If you have any issue please message up on Seesaw on your family member account through the inbox.

W



Miss Savage and Mrs Ali

Miss Bradshaw and Miss Seddon