


## Year 5 Home Learning


**WB 22.02.21**

English		How long to spend													
Spelling:	Spelling: This week's focus is to practise words ending in 'ible' and 'able'.	15 minutes a day													
	<table><tr><td>Horrible</td><td>Terrible</td><td>Possible</td></tr><tr><td>Edible</td><td>Reversible</td><td>Invincible</td></tr><tr><td>Legible</td><td>Adorable</td><td>Forgivable</td></tr><tr><td>disposable</td><td>enjoyable</td><td>valuable</td></tr><tr><td>Breakable</td><td>Identifiable</td><td></td></tr></table> <p>Use a dictionary to check that you know what each of the words mean.</p> <p>Practise spelling these words each day using some of the given strategies.</p> <p>There will be a daily Purple Mash spelling practise of these words.</p>		Horrible	Terrible	Possible	Edible	Reversible	Invincible	Legible	Adorable	Forgivable	disposable	enjoyable	valuable	Breakable
Horrible	Terrible	Possible													
Edible	Reversible	Invincible													
Legible	Adorable	Forgivable													
disposable	enjoyable	valuable													
Breakable	Identifiable														
Reading:	Each day on Purple Mash you will be given a text to read and a task to complete. Make sure you complete this daily so that you can keep track of the story.	15 minutes a day													
	<p><b>Daily</b> – It is important that you read on your own for at least 15 minutes each day. You have been set 4 books each week to read on Myon. You can read these in any order and will be changed weekly. Make sure that you quiz on Accelerated Reading after you have finished reading each book.</p>	15 minutes daily													
<div></div> <h2>Writing: Recount (Diary)</h2> <h3>The Wind In The Willows By Kenneth Grahame</h3>															
Monday	<p><b>LO:</b> To sequence events</p> <p><b>Starter</b> Watch the video of Toad's Adventure (Watch up to 11 mins 46 seconds) <a href="https://www.youtube.com/watch?v=zVUkbnulQIQ">https://www.youtube.com/watch?v=zVUkbnulQIQ</a></p> <p><b>Main</b> Today we are going to look at the sequence of events of Toad's Adventure.</p> <p>If we break the action down into 6 sections :</p> <ol style="list-style-type: none"><li>1) Seeing the first car and then becoming obsessed with cars</li><li>2) Locked up at Toad Hall to keep him safe</li><li>3) Escapes from Toad Hall to an inn</li><li>4) He steals another customer's car</li><li>5) Toad is sentenced to prison for 20 years</li><li>6) Toad is in prison contemplating his mistakes.</li></ol> <p>We want you to think of Toad's thoughts and feelings any speech he or his friends might use and what he may see or hear. We will be writing in role all week as Toad so it is important that you use first person (I)</p> <p><b>Activity:</b></p>	1 hour													

	<p>Watch the video on your purple mash 2do which will model the task. You will need to write a paragraph for each photo in role as Toad explaining what happened - you will need to include thoughts, feelings, what he saw and heard.</p> <p><b>Success Criteria</b></p> <p>I can use first person</p> <p>I can include thoughts and feelings</p> <p>I can include speech</p> <p>I can include what I may have heard or seen.</p>	
<b>Tuesday</b>	<p><b>LO:</b> To investigate adventurous vocabulary</p> <p><b>Starter:</b> Tell a parent or sibling the key events from Toad's adventure</p> <p><b>Main :</b> Today you will be using your inference skills to infer the meaning of words using the context of the sentence. You will be given a section of text on purple mash to read and within the text there will be word that you need to find a synonym for in the text. Read through the sentences and then select which of the words would make sense as a synonym for the word you have been given.</p> <p><b>Activity:</b> Watch the 2do video on purple mash. Read the text and identify the synonym.</p> <p><b>Success Criteria</b></p> <p>Read the paragraph</p> <p>Read the word you are finding the synonym for</p> <p>Look at the selection of possible answers.</p> <p>Read those answers within the sentence to work out which word is a synonym.</p>	<i>1 hour</i>
<b>Wednesday</b>	<p><b>LO:</b> To write a diary entry</p> <p><b>Starter:</b> Can you remember the key features of a diary entry?</p> <p><b>Main:</b> Today we are going to be writing the first part of our diary entry as Toad. We will be focusing on the events</p> <ol style="list-style-type: none"> <li>1) Toad seeing the first car and then becoming obsessed with cars</li> <li>2) Toad being locked up at Toad Hall to keep him safe</li> <li>3) Toad escaping from Toad Hall to an inn</li> </ol> <p><b>Activity:</b> Watch the purple mash video. On the purple mash document there will be a scaffold to help you start each paragraph and understand what to write in each section.</p> <p><b>Success Criteria:</b> I can:</p> <p>Write in 1st person.</p> <p>I can include:</p> <p>Openers - Fronted adverbials, time, place, and manner.</p> <p>Adjectives</p> <p>Powerful verbs</p> <p>Adverbs</p> <p>Relative clauses</p> <p>Embedded clauses</p> <p>Parenthesis</p> <p>Dialect</p>	<i>1 hour</i>
<b>Thursday</b>	<p><b>LO:</b> To write a diary entry</p>	<i>1 hour</i>

	<p><b>Starter:</b> Can you remember the key features of a diary entry?</p> <p><b>Main:</b> Today we are going to be writing the first part of our diary entry as Toad. We will be focusing on the events</p> <ol style="list-style-type: none"> <li>1) Toad seeing the first car and then becoming obsessed with cars</li> <li>2) Toad being locked up at Toad Hall to keep him safe</li> <li>3) Toad escaping from Toad Hall to an inn</li> </ol> <p><b>Activity:</b> Watch the purple mash video. On the purple mash document there will be a scaffold to help you start each paragraph and understand what to write in each section.</p> <p><b>Success Criteria:</b> I can:          Write in 1st person.          I can include:          Openers - Fronted adverbials, time, place, and manner.          Adjectives          Powerful verbs          Adverbs          Relative clauses          Embedded clauses          Parenthesis          Dialect</p>	
Friday	<p><b>LO:</b> To identify relative clauses</p> <p><b>Starter:</b> Can you write down all the relative pronouns that you can think of?</p> <p><b>Main:</b> A relative clause gives extra information to a sentence, the relative clause will not make sense on its own.</p> <p>For example the sentence She lives in New York makes sense on its own, if you add a relative clause it must use a relative pronoun to start it - who, which, that, whom</p> <p>She lives in New York, <u>which she likes</u>.</p> <p>Which she likes is the relative clause as it adds extra information, begins with a relative pronoun and would not make sense on its own.</p> <p><b>Activity:</b> Watch the video on the purple mash 2do. Read the sentences on purple mash and underline the relative clause in each sentence (use one of the pens on the purple mash document to underline it with) then type into the text box at the bottom of the page to write your own sentence which includes a relative clause.</p> <p><b>Success Criteria :</b>          I can:          Understand what a relative clause is          Understand the purpose of a relative clause          Add a relative clause into my sentence          I know a relative clause comes after the noun in the sentence          I know a relative clause is separated by a comma before and after the relative clause.</p>	1 hour
<b>Handwriting:</b>	<p>Please continue to practise your handwriting every day. Use tips on our website to help you.</p> <p>Practice the spellings with prefixes auto- and tele-.</p>	10 minutes a day
<b><u>Maths: Fractions</u></b>		
<b>Mental maths:</b>	Practise all your times tables on TT Rockstars each day	10 minutes a day

<b>Monday</b>	<p><b>LO - To distinguish between regular and irregular polygons.</b></p> <p><u>Starter</u> Daily Fluent in Five for given number – Todays number is <b>306</b> + 10, -10, x 10, x 100, ÷ 10, ÷ 100, Double it, Half it.</p> <p><u>Input</u> Watch the video on the 2do link about the difference between regular and irregular polygons.</p> <p><u>Activity</u> Complete your work on Purple Mash and send it back to your teacher.</p> <p><u>Success Criteria</u> I know polygons are closed shapes with straight sides. I know regular shapes have all the sides and angles are the same</p>	
<b>Tuesday</b>	<p><b>LO - To create and identify polygons.</b></p> <p><u>Starter</u> – Daily Fluent in Five for given number – Todays number is <b>41</b> + 10, -10, x 10, x 100, ÷ 10, ÷ 100, Double it, Half it.</p> <p><u>Input</u> Watch the video on the 2do link about how to draw and identify polygons.</p> <p><u>Activity</u> Complete your work on Purple Mash and send it back to your teacher.</p> <p><u>Success Criteria</u> I know polygons are closed shapes with straight sides. I know regular shapes have all the sides and angles are the same</p>	1 hour
<b>Wednesday</b>	<p><b>LO - To use knowledge of shapes to investigate a statement.</b></p> <p><u>Starter</u> Daily Fluent in Five for given number – Todays number is <b>56</b> + 10, -10, x 10, x 100, ÷ 10, ÷ 100, Double it, Half it.</p> <p><u>Input</u> Watch the video on the 2do link and complete the investigation on 3d shapes.</p> <p><u>Activity</u> Complete your work on Purple Mash and send it back to your teacher.</p> <p><u>Success Criteria</u> –  <ul style="list-style-type: none"> <li>•1. Test at least 5 shapes.</li> <li>•2. Record your findings.</li> <li>•3. Decide if you agree with the statement.</li> <li>•4. Write down your conclusion.</li> </ul> </p>	1 hour
<b>Thursday</b>	<p><b>LO – To identify perpendicular and parallel lines</b></p> <p><u>Starter</u> – Daily Fluent in Five for given number – Todays number is <b>354</b> + 10, -10, x 10, x 100, ÷ 10, ÷ 100, Double it, Half it.</p> <p><u>Input</u></p>	1 hour

	<p>Watch the video on the 2do link about identifying parallel and perpendicular lines.</p> <p><u>Activity</u> Complete your work on Purple Mash and send it back to your teacher.</p> <p><u>Success Criteria</u> – A line is perpendicular if it crosses another line at a right angle/90 degrees Lines are parallel if they are the same distance apart along their whole length.</p>	
Friday	<p><b>LO - To investigate polygons, angles and lines.</b></p> <p><u>Starter</u> – Daily Fluent in Five for given number – Todays number is <b>161</b> + 10, -10, x 10, x 100, ÷ 10, ÷ 100, Double it, Half it.</p> <p><u>Input</u> Watch the video on the 2do link about complete the activity investigating flags.</p> <p><u>Activity</u> Complete your work on Purple Mash and send it back to your teacher.</p> <p><u>Success Criteria</u> – Refer to SC from the week.</p>	1 hour
<b>Curriculum</b>		
<u>PSHE:</u>	<p><u>Yoga Bugs</u></p> <p>Another way you stay fit and healthy is by taking part in these Yoga sessions. Visit the following website <a href="https://vimeo.com/showcase/7488612">https://vimeo.com/showcase/7488612</a> and use the password <b>schoolbugs321*</b></p> 	30 mins
<u>Geography:</u>	<p><b>LO: To label the course of a river.</b></p> <p>Watch the video on Purple Mash about the course of a river. Now complete the activity by labelling the course of a river. You may need to do some additional research to help you too.</p> <p>Activity: Label the features of a river.</p>	1 hour
<u>Science</u>	<p><b>LO: To identify how a materials buoyancy is affected by its density.</b></p> <p>Watch the video on Purple Mash about buoyancy and complete the experiment. You will also need to complete the activity and findings in the table.</p> <p>Activity : Complete the buoyancy and the purple mash activity.</p>	1 hour

<b><u>RE</u></b>	<p>LO: Is life like a journey?</p> <p>Watch the video on the 2do on Purple Mash about if life is like a journey.</p> <p>Activity: Create a piece of artwork to show a journey. Try to be as creative and as imaginative as possible.</p>	30 mins
<b><u>PE</u></b>	<p><b><u>PE with Joe Wicks</u></b></p> <p>Joe Wicks will be taking our PE sessions again throughout the latest lockdown. Make sure you are up and ready from Monday 11<sup>th</sup> January at 9:00 to take part in the exercise with the Body Coach.</p> <p>He will be streaming live on his You Tube channel  <a href="https://www.youtube.com/user/thebodycoach1">https://www.youtube.com/user/thebodycoach1</a> every Monday, Wednesday and Friday.</p>	3 Times a week
<b><u>Music</u></b>	<p>Each week Mrs Cermac will be uploading a new lesson for you to do at home on YUMU. She is also going to be continuing with the class competitions. Class 11 have been the winners for a number of weeks. Let's see if Year 5 can continue to be in the lead this term. Also remember to NOT change the password, even if prompted because this will restrict everyone's access.</p> <p>Class 11  Username: p1351529  Password: orchid</p>	30 minutes




We are looking forward to seeing what you have been up to and feeding back on all your learning. If you are having any issues with anything, please send an e-mail on Purple Mash and we will get back to you as soon as we can.

Thank you for your support.

Mrs Baguley, Mrs Akroyd and Mr Bottomley

**Spelling Strategies**

Use some of these strategies to help you practise your spellings.

<p><b>1. ABC Order</b></p>  <p>Write all of your spelling words in alphabetical (ABC) order.</p>	<p><b>2. Word Parts</b></p> <p>Write your words. Then use a coloured pencil to divide the words into syllables. e.g. <b>j</b>ump<b>i</b>ng       <b>c</b>ater<b>p</b>ill<b>a</b>r</p>	<p><b>3. Other Handed</b></p> <p>Write each word 5 times, switching the hand you write it with each time. Say the word as you spell it.</p>	<p><b>4. Vowel Spotlight</b></p> <p>Write your words using one colour for the vowels and another colour for the consonants. <b>(vowels: a, e, i, o, u)</b></p>
<p><b>5. Use Technology</b></p> <p>Type out your spelling words on the computer. Try to use at least 4 different fonts.</p> 	<p><b>6. Pyramid Words</b></p> <p>s sp spe spel spell spelli spellin spelling (or make them boat shaped, star, smiley face, etc.)</p>	<p><b>7. "Ransom" Words</b></p> <p>"Write" your words by cutting letters out of a newspaper or magazine and gluing the letters on a piece of paper to spell your words.</p> 	<p><b>8. Rainbow Words</b></p> <p>Write your spelling words with coloured pencils. Make each letter a different colour.</p> 