

## Reception Remote Home Learning – Week beginning 22<sup>nd</sup> February 2021

<u>English</u>		<u>Time to spend on activity</u>
<b>Phonics:</b>	<p><b>Monday</b></p> <p><b>Revisit/Review-</b> On See Saw watch and respond to the phonics flashcard video – Make sure you are saying the sounds correctly. How many sounds can you remember?</p> <p><b>Teach</b> Read the new tricky words <b>he, we, me, be</b> Today we are focusing on the sound 'j'.</p> <div data-bbox="268 577 459 768" data-label="Image"> </div> <p>Down his body, curl, dot for his head.</p> <p>Use sound buttons to write these words <b>jet, jam, jog, Jack</b></p> <p><b>Practise</b> Play Buried Treasure with words that have the 'j' sound in. <a href="https://www.phonicsplay.co.uk/resources/phase/3/buried-treasure">https://www.phonicsplay.co.uk/resources/phase/3/buried-treasure</a></p> <p><b>Apply</b> Matching game. Look at the picture and read the three captions, can you match the right caption to the picture. <b>A dog in a jug.</b> <b>A cat in a jug.</b> <b>A dog in the jam.</b></p> <p><b>Tuesday:</b></p> <p><b>Revisit/Review-</b> On See Saw watch and respond to the phonics flashcard video – Make sure you are saying the sounds correctly? How many sounds can you remember?</p> <p><b>Teach</b> Read the new tricky words <b>he, we, me, be</b> Today we are focusing on the sound 'v'. Watch the See Saw video to practise forming the letter using the Read Write Inc rhyme below.</p> <div data-bbox="268 1563 486 1776" data-label="Image"> </div> <p>Down a wing, up a wing.</p> <p>Use sound buttons to write these words <b>van, vat, vet</b></p> <p><b>Practise</b> Blending for reading- play the game countdown Give the adult to time you for 1 minute and see how many of the words you can read from the list.</p>	20 Minutes daily

## Reception Remote Home Learning – Week beginning 22<sup>nd</sup> February 2021

Vet  
Jam  
Jet  
Jog  
Van

Don't forget to use your robot arms to help when blending the sounds together.

### **Apply**

Get an adult to say this sentence to you. Repeat it back to them, count the words, then write each word in turn using your sounds and tricky words. Don't forget your finger spaces and a question mark at the end!

Can I go to the vet?

Can you read the sentence back?

### **Wednesday**

#### **Revisit/Review**

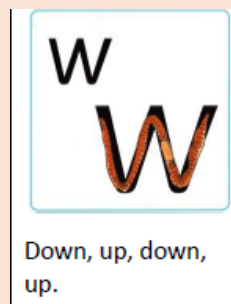
On See Saw watch and respond to the phonics flashcard video – Make sure you are saying the sounds correctly? How many sounds can you remember?

#### **Teach**

Read the new tricky words **he, we, me, be**

Today we are focusing on the sound 'w'.

Watch the See Saw video to practise forming the letter using the Read Write Inc rhyme below.



Use sound buttons to write these words **will, win, wag, web**

### **Practise**

Play full circle- adults need to make flashcards using paper from your house cut into 9 pieces with the letters **j/e/t/v/w/m/a/n/p/**

Using the sound card get the children to make the following words by only changing one letter each time, see the video on Seesaw for a demonstration that the children can follow.

Jet  
Vet  
Wet  
Met  
Mat  
Vat  
Van  
Pan  
Pen  
Pet  
Jet

### **Apply**

Get an adult to say this sentence to you. Repeat it back to them, count the words, then write each word in turn using your sounds and tricky words. Don't forget your finger spaces and a question mark at the end!

Will he win?

## Reception Remote Home Learning – Week beginning 22<sup>nd</sup> February 2021

	<p>Can you read the sentence back?</p> <p><b><u>Thursday:</u></b>  <b><u>Revisit/Review</u></b>          On See Saw watch and respond to the phonics flashcard video – Make sure you are saying the sounds correctly? How many sounds can you remember?</p> <p><b><u>Teach</u></b>          Read the new tricky words <b>he, we, me, be</b>          Today we are focusing on the sound 'x'.          Watch the See Saw video to practise forming the letter using the Read Write Inc rhyme below.</p> <div data-bbox="272 528 474 835" data-label="Image"> </div> <p>Use sound buttons to write these words <b>mix, fix, fox, box, tax</b>          Teach reading <b>will, was</b></p> <p><b><u>Practise</u></b>          Play Buried Treasure with words that have the 'x' sound in.  <a href="https://www.phonicsplay.co.uk/resources/phase/3/buried-treasure">https://www.phonicsplay.co.uk/resources/phase/3/buried-treasure</a></p> <p><b><u>Apply</u></b>          Play Yes/no questions          Read the questions and answer yes or no for each one.          Is the sun wet?          Has the pot of jam got a lid?          Can Mum jog?</p> <p><b><u>Friday</u></b>          Please complete the fine motor activity from the handwriting section below.</p>	
<p><b><u>Reading:</u></b></p>	<p>Read 'Huff Puff'          Watch the video set on seesaw before completing this activity, then click on the template. Make sure you click the microphone icon so you can record your child reading and send it back to us so we can hear it.</p> <p>It is also important that your child reads other Bug Club books so that they can use the skills taught in the phonics sessions above. These books are also perfect to get your child to sound out the cvc words such as cat and dog and then blend them together.          Your child should have a Bug Club book in their book bag, they can also log onto their Bug Club account with their own personal login and password to read lots of books that we have set for them. Here is a link to some guidance for parents on what Bug Club is and how to access it from our school website.  <a href="https://www.greenhill.theharmonytrust.org/news/bug-club-guidance-for-home-learning/58394">https://www.greenhill.theharmonytrust.org/news/bug-club-guidance-for-home-learning/58394</a></p> <p><b>If you need your child's username and password for Bug Club please send a message to your child's class teacher through the inbox on seesaw (family member login)</b></p>	<p><i>15 minutes daily</i></p>
<p><b><u>Writing:</u></b></p>	<p><b><u>Monday</u></b>          Have a look at our Wonder Picture for this week</p>	<p><i>30 minutes daily</i></p>



What can you see in the picture? Remember to start your sentence...

I can see.....

Tell your grown up two sentences starting 'I can see.....'

What would you like to find out about the picture? Remember to start your sentence...


I wonder.....

Tell your grown up two sentences starting 'I wonder.....'

Can you write or say your sentences and upload them on Seesaw for us to see?

### Tuesday

Listen to Miss Bradshaw reading the non-fiction book 'Toys'. The video is set as an activity on seesaw.



## Reception Remote Home Learning – Week beginning 22<sup>nd</sup> February 2021

### Wednesday

#### Toys now and then

Today we would like you to ask your family members about what their favourite toys were growing up. It would be really interesting for you to ask your parents or grandparents to see if the toys they played with are similar or different to yours.

### Thursday

Watch the video on seesaw of Miss Bradshaw and Miss Savage describing our favourite toys. We would like you to record a show and tell video where you find your favourite toy from your house and tell us some facts about it.

Who bought you the toy?

What material is your toy made out of?


How do you make your toy work? (Does it have buttons, can you press a button to turn it on?)

### Friday

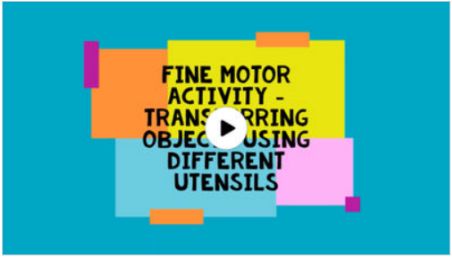

Today's English activity is set on seesaw, we would like the children to use their phonic knowledge to describe their favourite toy.

In class we use the sentence starter It is/ It has when describing an object and this is what we want the children to start their sentences with today. Remember just like with the example I have made the children write phonetically which means they write the sounds they can hear in words so it will not look like how we would write our words but this is correct for reception writing and what we expect to see. Some children might only hear the initial sound in words and others might only hear the initial and final sound.

We can't wait to see what sentences the children come up with to describe their favourite toy.

My favourite toy	
	
It is	<hr/> <hr/> <hr/>
It has	<hr/> <hr/> <hr/>

## Reception Remote Home Learning – Week beginning 22<sup>nd</sup> February 2021


<p><b><u>Handwriting</u></b></p>	<p><i>This week we are going to be completing some fine motor activities to help your children to develop their finger muscles. This will help them with their writing.</i></p> <p><i>Please watch the video on seesaw and copy the actions that you can see on the video.</i></p> <div data-bbox="264 380 1388 828">  <div data-bbox="756 398 1375 824">  <p>Miss Bradshaw &amp; Miss Seddon</p> <p>Assign...</p> <p><b>Student Instructions</b></p> <p><b>Fine Motor - WB 22nd February 2021</b></p> <p>Complete the following activities to help support your child's fine motor skills.</p> <p>If you do not have pom poms to complete this activity you may use different objects, such as - ice cubes, pom poms, cereal, beads, marbles, bottle lids, grapes etc.</p> <p>Your child may benefit from completing these activities before starting their writing, as it will help work their finger muscles.</p> <p>Also, please make sure your child is practising writing their name independently every day. To do this you can use - a pencil, chunky crayons, chalk, write it large or small, write it in the air or write in sand/paint.</p> </div> </div>
----------------------------------	--



#MathsEveryoneCan



Explore how many different ways you can make 9  
Then see how many different ways you can make 10



What do you notice?  
Can you spot numerals 9 and 10 in the environment?



### Tuesday

Watch [Building 9 & 10 Week 1 session 2](#)- Representing and Sorting 9 and 10

Please click on the link and watch the video Building 9 & 10 Week 1, Session 2.

<https://whiterosemaths.com/homelearning/early-years/building-9-10-week-1/>

Here is a direct link to the video -

<https://vimeo.com/506046808>

After watching the video please complete the activity attached. It is very important that you send us a picture of you watching the video or completing the activity so we can see you have done this learning.

Have a go at sorting the cards into a group that shows 9 and a group that shows 10.  
Then make your own cards to represent 9 & 10 and sort these into groups



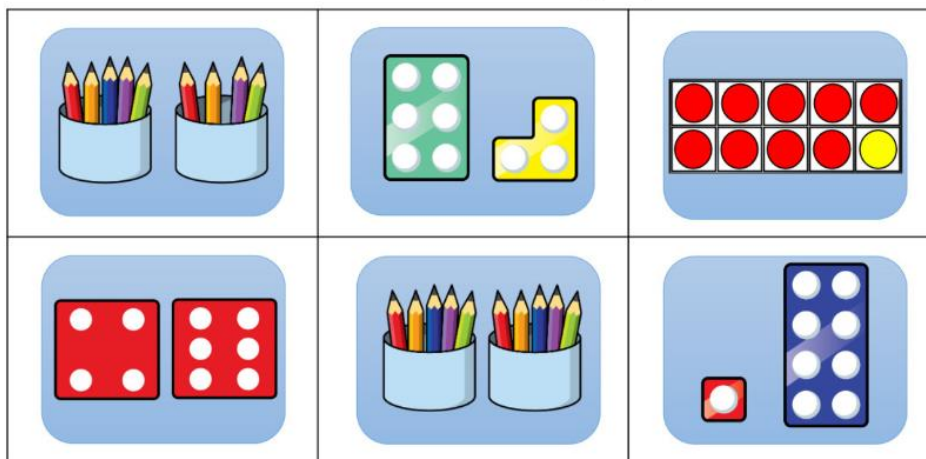


#MathsEveryoneCan



Have a look at each card. Does it represent 9 or 10?

Sort the cards into two groups.



### Wednesday

Watch Building 9 & 10 Week 1 session 3- Ordering Numerals to 10

Please click on the link and watch the video Building 9 & 10 Week 1, Session 3.

<https://whiterosemaths.com/homelearning/early-years/building-9-10-week-1/>

Here is a direct link to the video -

<https://vimeo.com/506047182>


After watching the video please complete the activity attached. It is very important that you send us a picture of you watching the video or completing the activity so we can see you have done this learning.

Create a number line to 10. Ask an adult to change something on your number line.


Can you spot the mistake and correct it?

Don't forget to send a picture of your completed number line.





# #MathsEveryoneCan




Order numerals 1-10

Ask a helper to change something on your number line.

Can you spot the mistake and correct it?

10	8	1	9	4
5	6	7	2	3



## Thursday

Watch Building 9 & 10 Week 1 session 4- Composition of 9 and 10

Please click on the link and watch the video Building 9 & 10 Week 1, Session 4.

<https://whiterosemaths.com/homelearning/early-years/building-9-10-week-1/>

Here is a direct link to the video -

<https://vimeo.com/506047565>

After watching the video please complete the activity attached. It is very important that you send us a picture of you watching the video or completing the activity so we can see you have done this learning.

Can you make your own picture using 10 black dots?

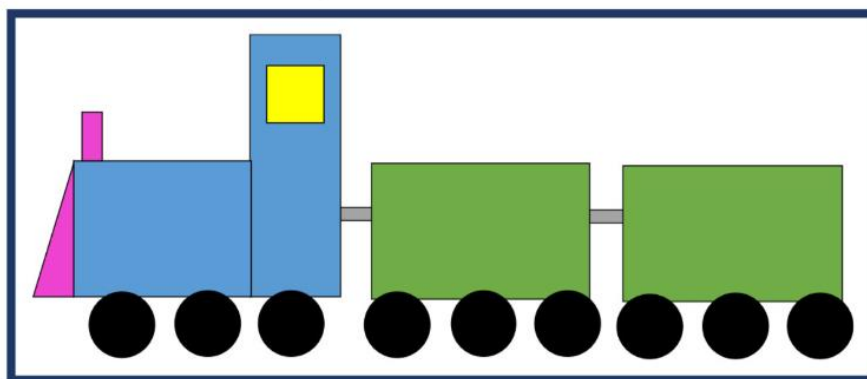
You can use the seesaw app to create the picture, or send in a photo of your drawing.



#MathsEveryoneCan



Here is Teddy's black dots number 9 picture.  
Draw your own number 10 picture using 10 black dots.  
Then have a go at drawing another picture, exploring the different ways  
you can show 10.




White  
Rose  
Maths



#MathsEveryoneCan



Here are 10 black dots.  
You could ask a helper to help you to cut them out.



White  
Rose  
Maths

#### Friday

Watch Building 9 & 10 Week 1 session 5- Numbers to 10 Bingo

Please click on the link and watch the video Building 9 & 10 Week 1, Session 5.  
<https://whiterosemaths.com/homelearning/early-years/building-9-10-week-1/>

Here is a direct link to the video -  
<https://vimeo.com/506048027>

## Reception Remote Home Learning – Week beginning 22<sup>nd</sup> February 2021



After watching the video please complete the activity attached. It is very important that you send us a picture of you watching the video or completing the activity so we can see you have done this learning.

Have a go at playing bingo, create your own bingo cards using the numerals and create a set of numerals separately.

Turn over 1 card at a time, what number can you see?

Do you have the matching numeral on your bingo card? If you have it then you can cover it up on your bingo card.


The winner is the first person to cover all the numerals on their card.


#MathsEveryoneCan


Play your own game of bingo.

You could use one of these bingo cards or you could make your own by adding your own numerals.

5	8	9
7	2	10



### Curriculum

#### Topic-

<https://www.bbc.co.uk/cbeebies/watch/chinese-new-year?collection=chinese-lunar-new-year>

Last week it was Chinese New Year, it is important that we learn about different festivals. We would like you to watch the videos on the cbeebies website all about Abbie and her brother and see what they do to celebrate.

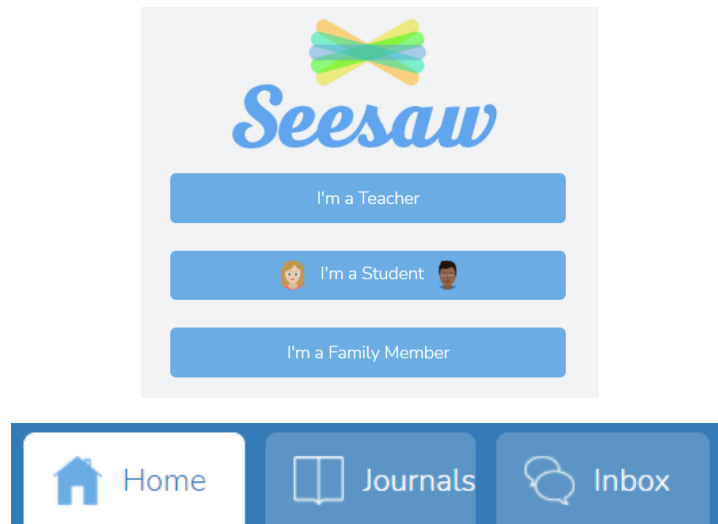
Talk with your family about how it is similar or different to Eid.

We would love you to send us a video just like Abbie's where you can tell us all about your Eid celebrations, show us the Eid clothes you last wore or share pictures of what you did.

Ongoing over the week

We are looking forward to seeing what you have been up to. If you have any issue please message up on Seesaw on your family member account through the inbox.

Reception Remote Home Learning – Week beginning 22<sup>nd</sup> February 2021



Miss Savage and Mrs Ali

Miss Bradshaw and Miss Seddon