





























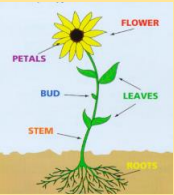




Home Learning Year 3 WB - 22. 2. 21

English		Complete by...									
<p>Spelling:</p> <table border="1"> <tr> <td> perhaps</td><td> address</td><td> guard</td></tr> <tr> <td> material</td><td> recent</td><td> guide</td></tr> <tr> <td> forward</td><td> fruit</td><td></td></tr> </table> <p>Grammar</p> <p>Practise your Common Exception Words - can you learn to write them joined up. Doing this will make it much easier to remember how to spell them.</p> <p>Spelling and Grammar are about words using the suffix 'tion'</p> 	 perhaps	 address	 guard	 material	 recent	 guide	 forward	 fruit		<p>Friday</p> <p>Wednesday</p>	
 perhaps	 address	 guard									
 material	 recent	 guide									
 forward	 fruit										
<p>Reading:</p> <p>If you haven't done this can you, PLEASE COMPLETE THE 'star reading' test on ACCELERATED READING. Remember click on Star reader and enter your Username and password. TAKE YOUR TIME. You can have as much time as you need. If you don't know and answer leave it to time out. DO NOT GUESS.</p> <p>Log into your MYON account every day and read the set texts daily. You can SEARCH for other books too. Leave your teachers a review once you finish a book to say if you enjoyed it and if you would recommend it to a classmate.</p> <p>https://www.myon.co.uk/login/index.html?logoutReason=10&returnTo=%2Flibrary%2Fsearch.html</p> <p>MyON - Books will be added every week. When you know your book, please do your AR quiz.</p> <p>Read your reading book every night for at least 15 minutes and make a list of any words you are not sure about. You can quiz on your schoolbook on the AR website.</p>	Daily										

<p><u>Writing:</u></p>	<p style="text-align: center;">Retell of an Egyptian Myth</p> <p style="text-align: center;">The video from Monday will be available on Purple Mash all week so you can hear the story again.</p> <p><u>Monday</u> Learning Objective: To draw a scene from a myth. Success Criteria</p> <ol style="list-style-type: none"> 1. Listen to the story 2. Draw a picture from the story. <p>Use the video for help = Year 3 Literacy MONDAY</p> <p><u>Tuesday</u> Learning Objective : To plan a retell Success Criteria</p> <ol style="list-style-type: none"> 1. Listen to the story again 2. Order your pictures 3. Write sentences using conjunctions and exciting vocabulary. <p>Use the video for help = Year 3 Literacy TUESDAY</p> <p><u>Wednesday</u> Learning Objective : To plan a retell Success Criteria1.</p> <ol style="list-style-type: none"> 1. Listen to the story again 2. Order your pictures 3. Write sentences using conjunctions and exciting vocabulary. <p>Use the video for help = Year 3 Literacy WEDNESDAY</p> <p><u>Thursday</u> Learning Objective : To add speech Success Criteria</p> <ol style="list-style-type: none"> 1. Look at the picture 2. Think about the character 3. Write their speech. <p>Use the video for help = Year 3 Literacy THURSDAY</p> <p><u>Friday</u> Learning Objective : To retell an Egyptian Myth Success Criteria</p> <ol style="list-style-type: none"> 1. Write in the correct order 2. Include speech 3. Correct punctuation - capital letters, full stops, questions marks and exclamation marks. 4. Read through before you hand it in. <p>Use the video for help = Year 3 Literacy FRIDAY</p>	<p style="text-align: center;">Daily</p>
-------------------------------	---	--

<p><u>Handwriting</u></p>	<div data-bbox="312 226 491 434" data-label="Image"> </div> <p>Please practise your joining. Use the spellings above so you can spell all of them correctly and joined up. Remember how to sit and use the link below for all the warm-up exercises. https://teachhandwriting.co.uk/handwriting-warm-up-exercises.html</p>	<p>Daily</p>
<p><u>Maths</u></p>		
<p><u>Maths</u></p>	<p>TTRockstars - who will win the battle? Class 7 or Class 8? Challenge - How green can you get your heat mat? Please make sure you are doing 10 minutes a day. This will make a big difference. https://play.ttrockstars.com</p> <p>Fluent in Five this Half Term. Practise these - can you quiz the adults in your house on these? Can they quiz you?</p> <p>50 + 70 = 120 50 + 80 = 130 50 + 90 = 140 60 + 80 = 140 60 + 90 = 150 70 + 90 = 160</p> <p>Check Purple Mash. New activities will be added daily.</p> <p>Maths - we are continuing our learning about Time this week. There will be some videos to watch each day with a quiz at the start. If you have a pencil and paper then please do the activities but if not, just watch the video and join in answering the questions by saying it to yourself. You will also have a Purple Mash activity.</p> <p>Monday - Learning Objective To tell the time to the minute. Success Criteria Count the minutes Check the hour hand Watch the video first. https://classroom.thenational.academy/lessons/reading-analogue-time-to-the-nearest-minute-cdgkjd</p> <p>Tuesday - Learning Objective To reason and problem solve about time Success Criteria</p> <ol style="list-style-type: none"> 1. Read the question 2. Talk to someone or yourself about what it means 3. Draw pictures if you need to. <p>Watch the video on Purple Mash to see the teacher explaining Tuesday's learning.</p>	<p>Daily</p>

	<p>Wednesday -</p> <p>Learning Objective To understand am and pm</p> <p>Watch the video https://classroom.thenational.academy/lessons/telling-the-time-to-am-and-pm-68w3cd?activity=video&step=1 Then do the task on Purple Mash</p> <p>Thursday -</p> <p>Learning Objective To use 24 hour time</p> <p>Success Criteria</p> <ol style="list-style-type: none"> 1. Use the resource to work out the time. <p>Watch the video on Purple Mash to see the teacher explaining Thursday's learning.</p> <p>Friday -</p> <p>Learning Objective To understand time in your day.</p> <p>Success Criteria</p> <ol style="list-style-type: none"> 1. Make the time 2. Write what you do at that time. <p>Watch the video on Purple Mash to see the teacher explaining Friday's learning.</p>	
Curriculum		
<p>PE</p> 	<p>It really is so important for your physical and mental health to keep moving.</p> <p>Join Joe Wicks for PE with Joe - you can do this every day on YouTube. We will be doing it in school and when we are at home. Let's see if we can get fitter in Lockdown!</p> <p>For a Five Minute workout click here https://www.youtube.com/watch?v=d3LPrhIOv-w</p> <p>For a longer workout click here https://www.youtube.com/watch?v=tSi2ix1i180</p> <p>You can let us know on Purple Mash when you have done it.</p>	
<p>PSHE</p> <p>Healthy Me</p> 	<p>Our PSHE topic this half term is all about Healthy Me. This week we are looking at keeping active and how that affects your body.</p> <p>There are some video clips to watch that explain the importance of exercise.</p> <p>https://www.youtube.com/watch/wWGulLaa000</p> <p>https://www.bbc.co.uk/bitesize/clips/zqgw2hv</p> <p>Doing exercise is important to keep our bodies healthy. You may not realise it but lots of things happen to us when we exercise, like our heart rate goes up and our heart pumps faster. Doing exercise makes our heart and bodies stronger.</p> <p>TASK</p> <p>Complete the task on purple Mash:- What happens during exercise</p>  <p>En Sc Li</p> <p>What happens to your body when you exercise?</p>	<p>Monday</p>

<p><u>Science – Plants</u></p> 	<p>Our learning this half term is all about Plants. We will look at the different parts of a plant, their function/job, what they need to survive and the life cycle of plants. Today we will find out about all the different parts of plants and trees.</p> <p>Watch the clip that tells you all the parts of a plant, https://www.youtube.com/watch?v=_RXVhiUnTA8&feature=emb_logo</p> <p><u>TASK</u></p> <p>Complete the 2 tasks on purple Mash:-</p> <ol style="list-style-type: none"> 1. Plants labelling  <ol style="list-style-type: none"> 2. Tree labelling 	<p>Tuesday</p>
<p><u>On-going project</u></p> <p><u>Ancient Egypt</u></p> 	<p>This week we are learning about Howard Carter and how he found Tutankhamun's tomb. You are going to watch the clip and imagine you were there digging and looking for hidden tombs. What was it like? How did you feel when you found the tomb? Was it hot? Was it hard work? What did you find?</p> <p>Your task is on Purple Mash and you are writing a postcard home telling them all about your Egyptian Discovery.</p> <p>Use the information from the clip and on the activity. https://www.youtube.com/watch?app=desktop&v=7ZWB5-aXMXQ</p> 	<p>Wednesday</p>
<p><u>French</u></p>	<p>Go to the BBC Bitesize website and practise saying some of the words - you can click the speaker icon to hear how to pronounce them. Once you have done that, draw a picture of what you like to do and label it IN FRENCH</p> <p>https://www.bbc.co.uk/bitesize/topics/zjcbrj6/articles/zpjg4xs</p>	<p>Thursday</p>

Home learning to be completed each day, so your teacher can respond to your work. Thank you from the Year 3 Team.